



2023-2024 Influenza Surveillance Report

Week 40

Oct. 1 – Oct. 7, 2023

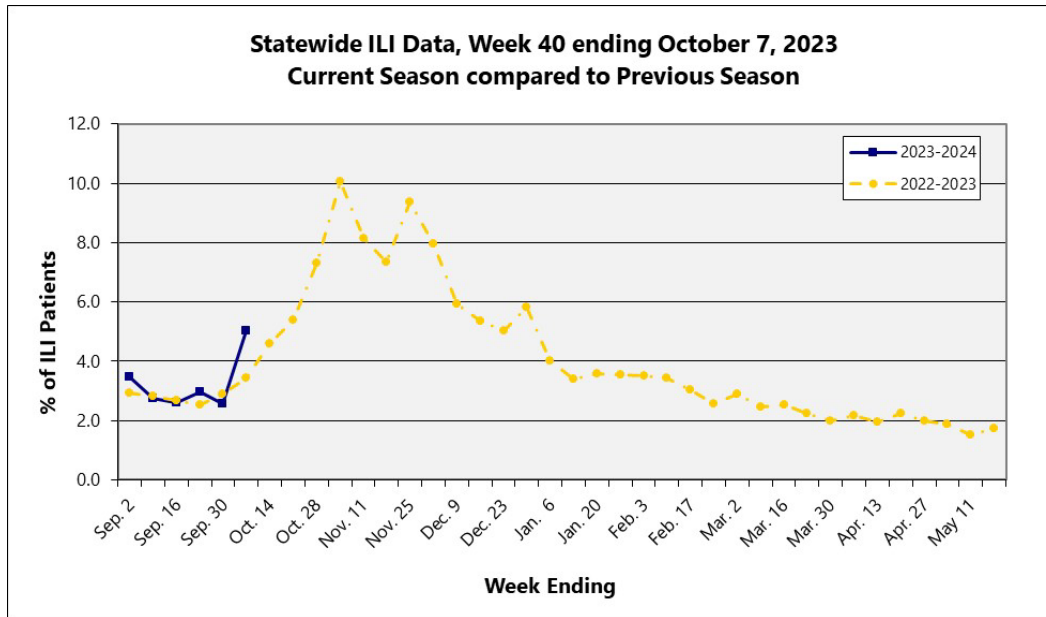
About our flu activity reporting

MSDH relies upon selected sentinel health practitioners across the state to report the percentage of total patient visits consistent with an influenza-like illness (ILI: fever of 100°F or higher AND cough and/or sore throat). Also, providers are supplied with specimen collection kits. Samples are submitted to the Mississippi Public Health Laboratory for influenza PCR testing. Reports are used to estimate the state's ILI rate and the magnitude of the state's influenza activity. Reports represent only the distribution of flu in the state, not an actual count of all flu cases statewide. **Information is provisional only and may change depending on additional reporting from sentinel providers.**

Content

- ❖ [State ILI Surveillance](#)
- ❖ [Influenza Outbreaks](#)
- ❖ [Flu Testing Reports](#)
- ❖ [National and Mississippi Pediatric Mortality Surveillance](#)
- ❖ [National ILI Surveillance](#)
- ❖ [Appendix](#)
 - [Figure 1](#) (Statewide ILI Data, Current Season compared to Previous Season)
 - [Figure 2](#) (Percentage of ILI Cases by Age Group, Mississippi)
 - [Figure 3](#) (State ILI Rates 2019-2023 (YTD))
 - [Figure 4](#) (Comparison of the BioSense and Statewide ILI Rates)

State ILI Surveillance

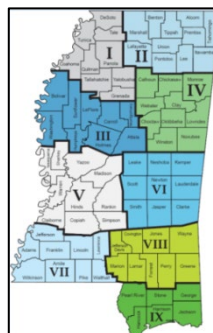


During week **40** (10/01/23-10/07/23), the overall state ILI rate (**5.0%**) **increased** from the previous week (**2.6%**) and was higher than this time last year (**3.4%**). | [Figure 1](#)

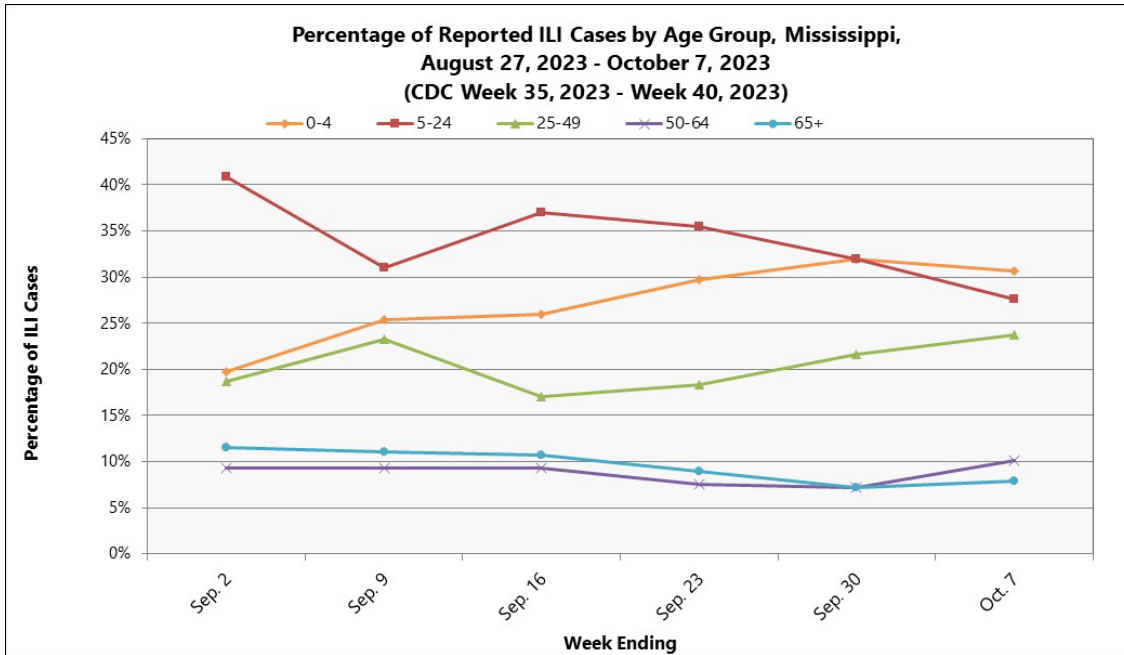
Total number of patients treated by sentinel providers in the last three weeks | **Table 1**

2023-2024 Influenza Season					
CDC Week	Week Ending	Number of reports received from Sentinel Providers	Total patients	ILI symptoms	ILI Rate (%)
40	Oct. 07	96	12822	645	5.0
39	Sept. 30	65	9718	250	2.6
38	Sept. 23	77	9429	279	3.0

During week **40**, three districts (1, 3 and 4) had an increase in ILI activity, while two districts (2 and 6) had a decrease. Three districts (7, 8, and 9) remained about the same. Data was not available for one district (5) for comparison. *Information is provisional only and may change depending on additional reporting from sentinel providers.* | **Table 2**



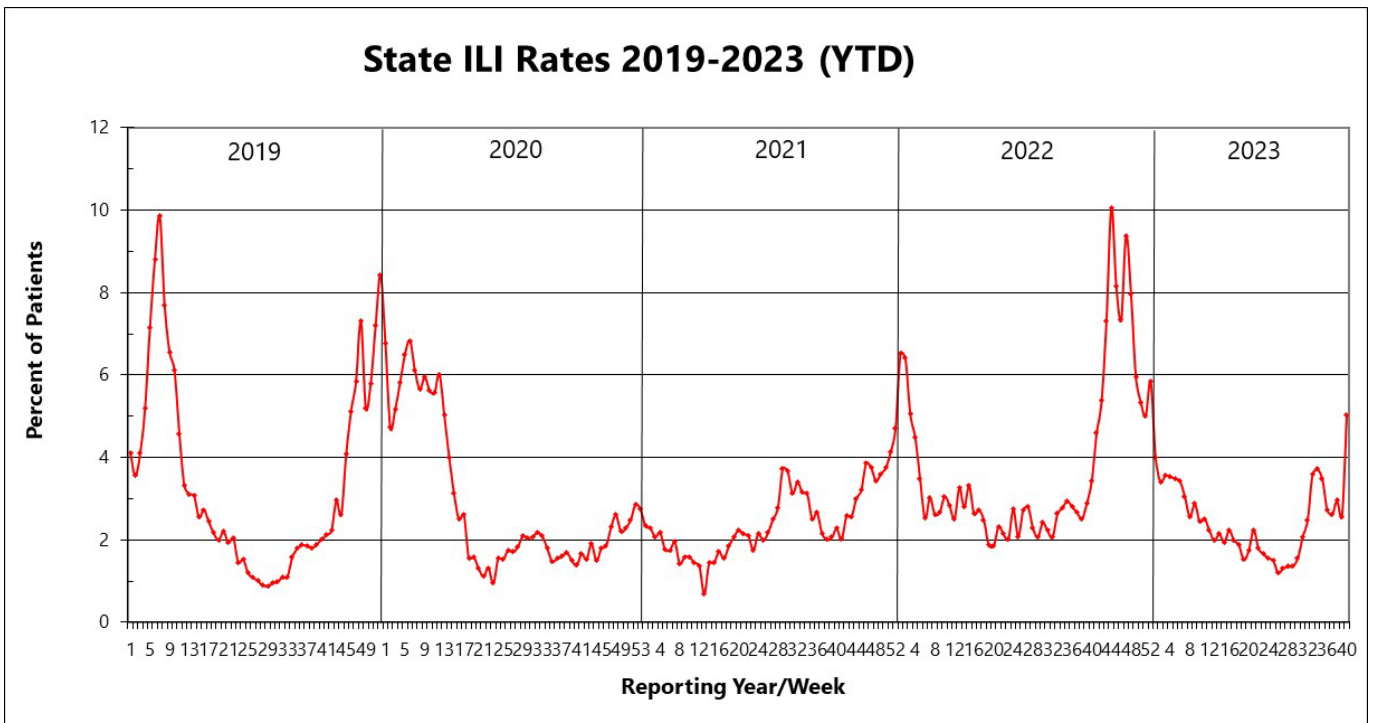
MSDH District ILI Rates (%) 2023-2024		
District	Week 39	Week 40
State	2.6	5.0
I	0.9	2.8
II	2.9	2.2
III	11.9	25.3
IV	3.8	17.0
V	No Data Available	3.3
VI	5.3	3.3
VII	4.1	4.4
VIII	1.8	1.7
IX	0.7	0.9



Overall, the percentage of reported ILI cases has been highest among those in the **5-24 years** of age group. During week **40** however, the

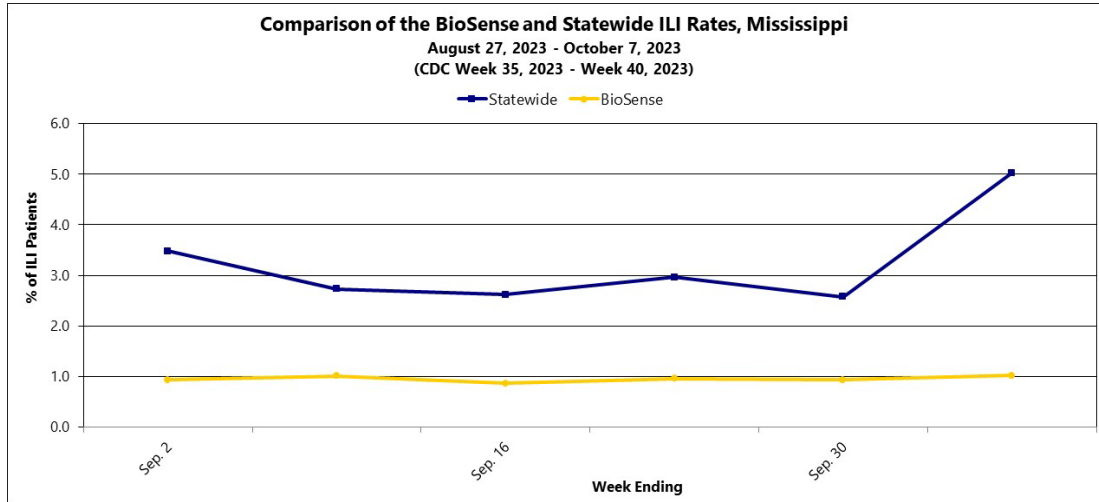
percentage of ILI cases in the 5-24 years of age group decreased as did the percentage of ILI cases in the 0-4 years of age group. The percentage of ILI cases increased in the remaining age groups when compared to the previous week. | [Figure 2](#)

Mississippi ILI Rates 2019-2023 | [Figure 3](#)



Syndromic ILI Surveillance

The Mississippi State Department of Health also collects influenza syndromic surveillance data through the CDC BioSense Platform. This data is comprised of chief complaints and diagnosis codes and is submitted electronically by participating hospitals and clinics throughout the state in near real-time. The BioSense data is an additional tool to monitor influenza activity in Mississippi.



The percentage of patients with a chief complaint or diagnosis of influenza-like illness during week **40**

remained constant when compared to the previous week; however, the statewide ILI rate increases from the previous week. | [Figure 4](#)

Influenza Outbreaks

Outbreaks are reportable in Mississippi as a Class 1A event and must be reported by telephone within **24 hours** of first knowledge or suspicion to the Mississippi State Department of Health. For more information on reportable diseases and conditions, please refer to the [MSDH List of Reportable Diseases and Conditions](#).

No influenza outbreaks were reported during week 40 (ending Oct. 7, 2023) to MSDH.

For additional information on infection control measures in health care facilities and managing influenza outbreaks in long-term care facilities, please refer to the CDC's webpages:

<https://www.cdc.gov/flu/professionals/infectioncontrol/index.htm> and <https://www.cdc.gov/flu/professionals/infectioncontrol/ltc-facility-guidance.htm>, respectively.

Flu Testing Reports

During week 40 (week ending October 7, 2023), no laboratory confirmed influenza samples were identified by the MSDH Public Health Laboratory.

National and Mississippi Pediatric Mortality Surveillance

Nationally, **one** influenza-associated pediatric death that occurred during the 2022-2023 season was reported to CDC during week **40**. The death was associated with an influenza A(H3) virus. This death brings the total number of reported influenza-associated deaths occurring during that season to 178.

No influenza-associated pediatric deaths occurring in the 2023-2024 season have been reported to CDC.

Mississippi has had **no** influenza-associated pediatric deaths reported during this influenza season.

For additional information on influenza-associated pediatric deaths, please refer to the [CDC's FluView](#).

National ILI Surveillance

During week **40**, influenza activity **remained stable** in the United States. 2.2% of patients reported through ILINet presented with ILI symptoms. This was comparable to week 39 and was below the national baseline (2.9%).

Region 4's ILI rate (Southeast) remained stable when compared to the previous week. Mississippi is included in Region 4.

For additional information on flu activity nationwide, please refer to the CDC's website:

<http://www.cdc.gov/flu/weekly/fluactivitysurv.htm>.

Additional influenza information:

Centers for Disease Control and Prevention	http://cdc.gov/flu/
Centers for Disease Control and Prevention FluView	http://www.cdc.gov/flu/weekly/
MSDH Flu	http://msdh.ms.gov/msdhsite/_static/14,0,199.html
World Health Organization FluNet	https://www.who.int/tools/flunet/flunet-summary

Appendix

Figure 1

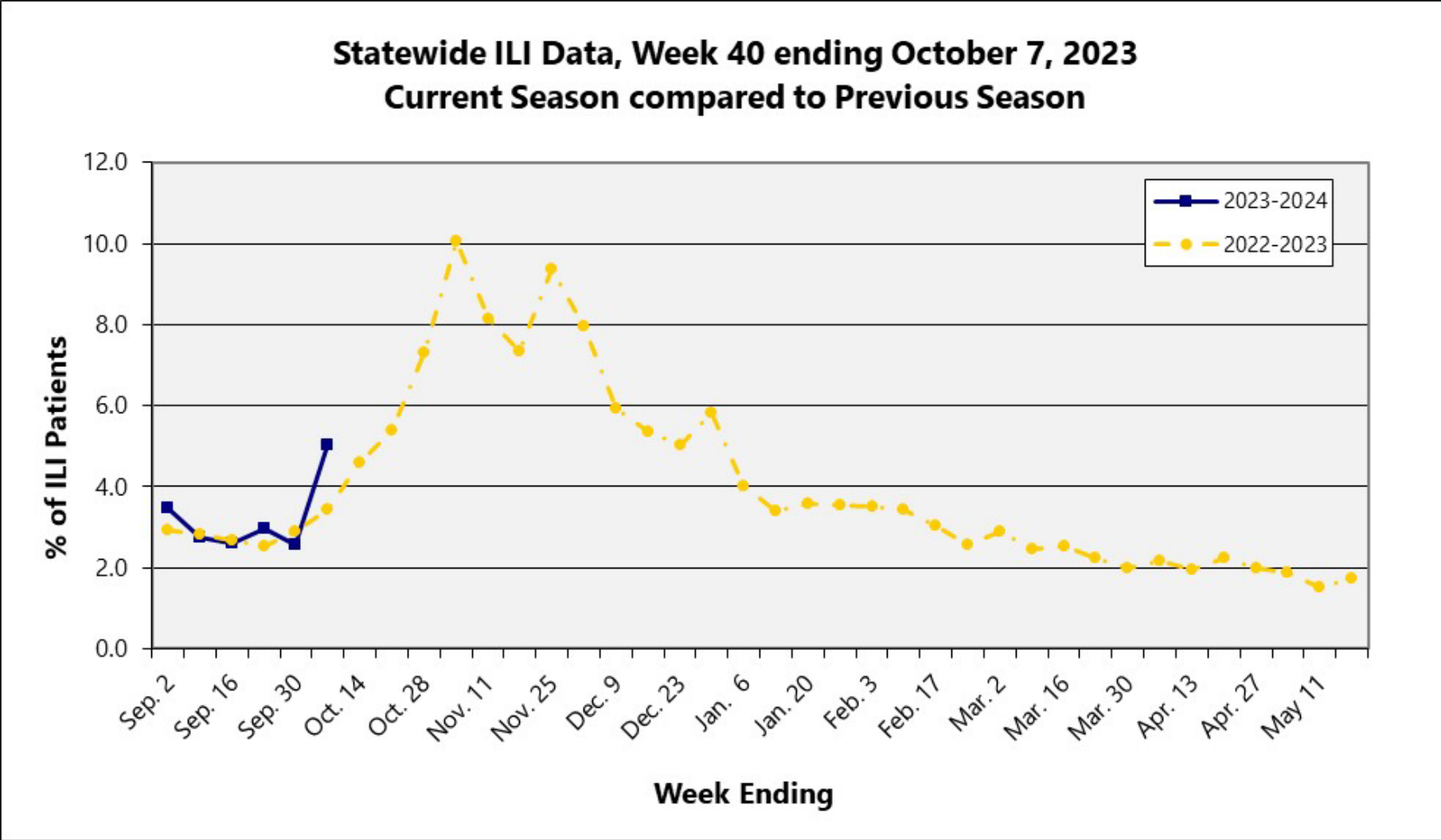


Figure 2

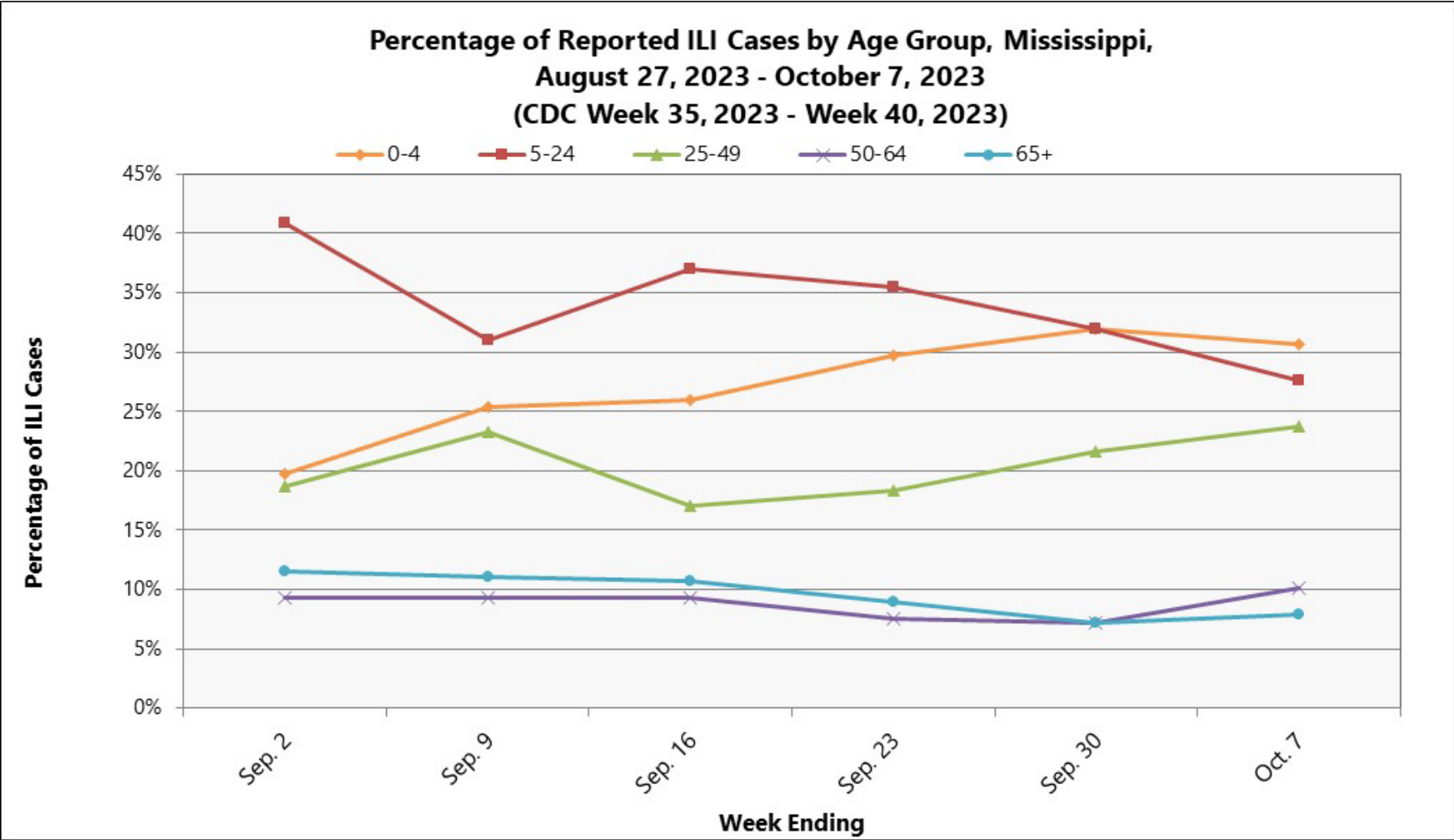


Figure 3

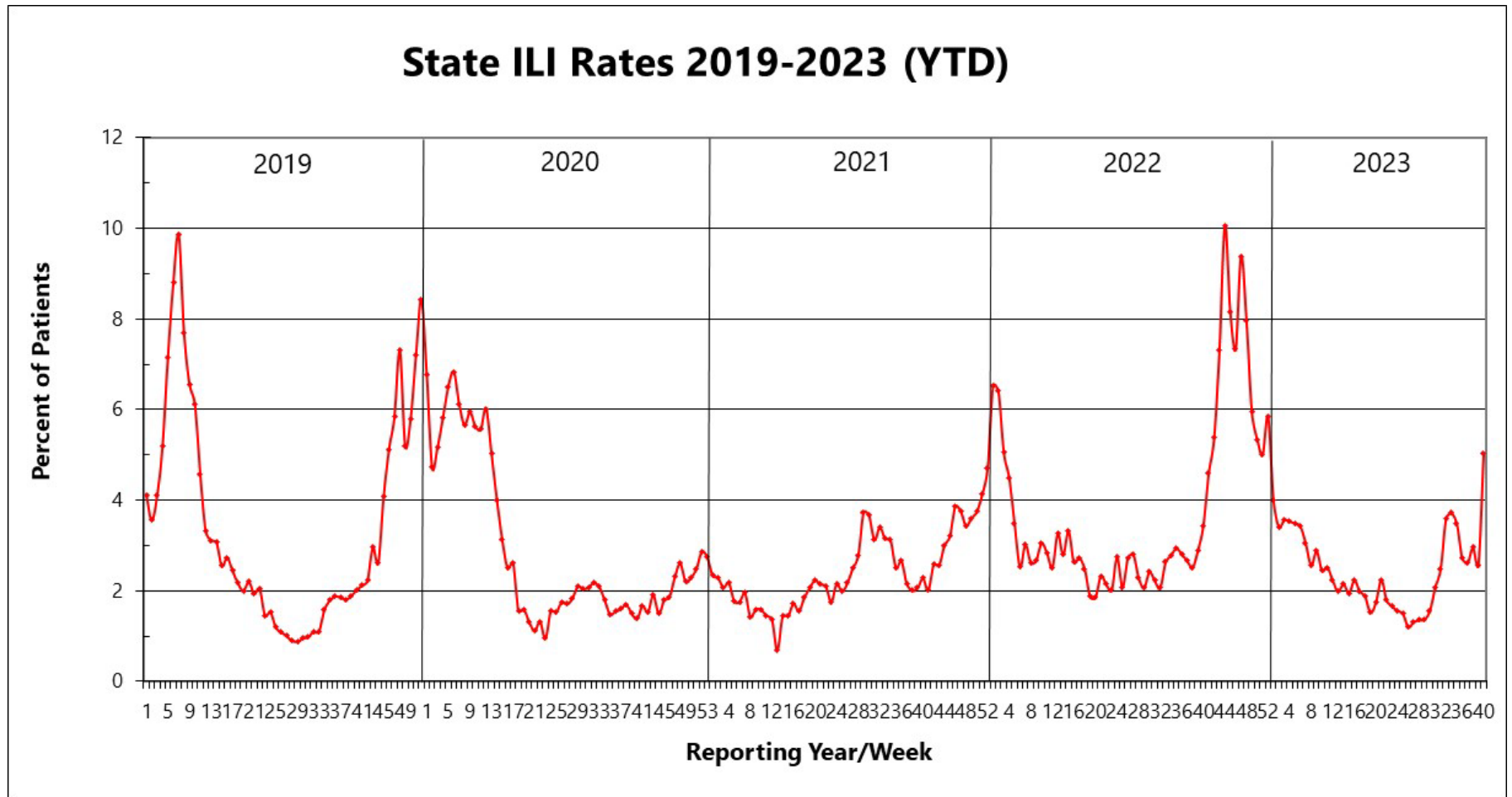


Figure 4

