

LAWRENCE COUNTY WEEKLY COVID-19 SNAPSHOT



WEEK ENDING APRIL 30, 2022

Total Cases

3589

Total Deaths

56

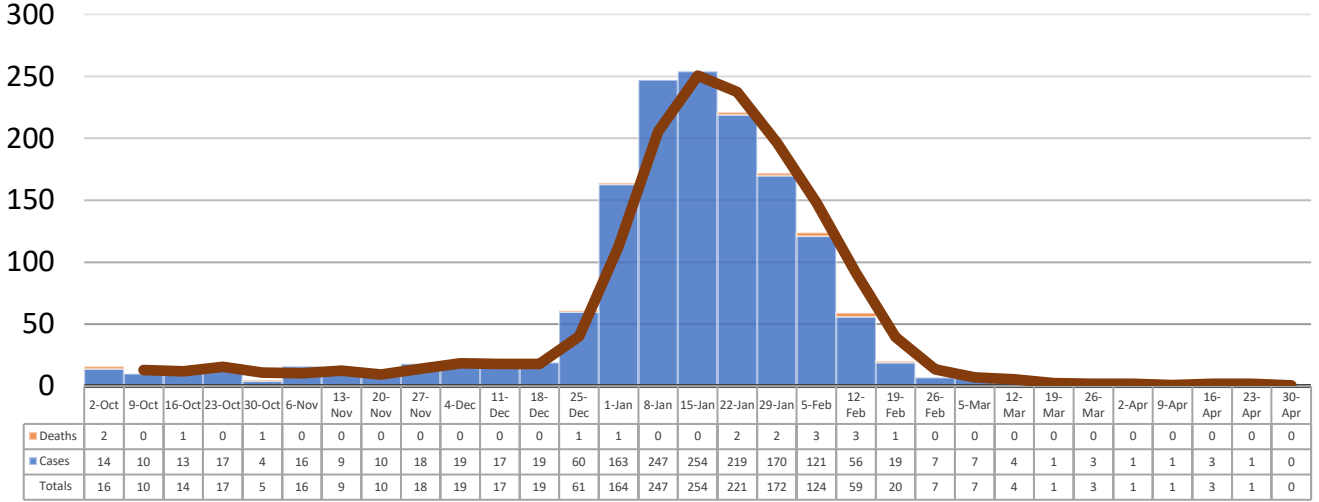
Total Incidence

(cases per 100,000)

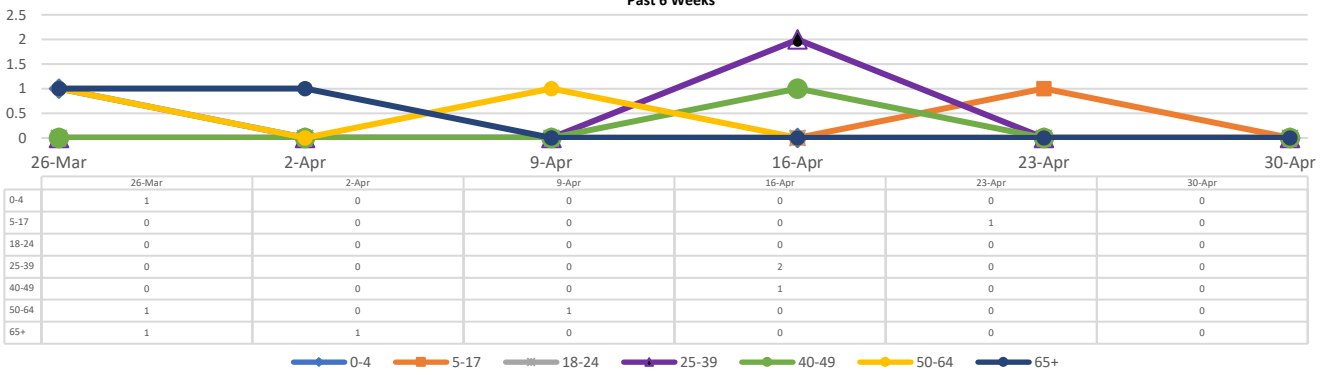
28515.8

*For the current COVID-19 Community Level by County and Recommended Prevention Steps for your County, click [HERE](#)

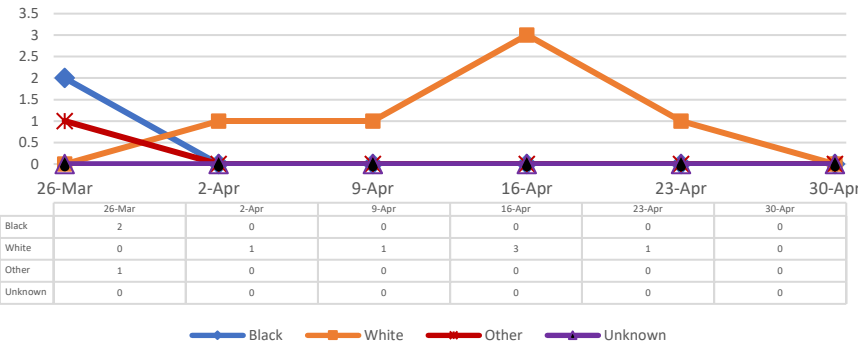
**Total Cases and Deaths, Past 6 Months



Total Cases, By Age Past 6 Weeks



Total Cases, By Race Past 6 Weeks



4/24/2022 – 4/30/2022

| | |
|--|---|
| # Cases via Suspected Community Transmission | 0 |
| # Cases via Outbreaks | 0 |

Outbreak Explanation

During the week of 4/24-4/30, there were no cases/patients associated with an outbreak.

COVID-19-Like Illness (CLI) Visits Lawrence County, Mississippi Jan. 04, 2020 - April 30, 2022

