

LAWRENCE COUNTY WEEKLY COVID-19 SNAPSHOT



WEEK ENDING APRIL 2, 2022

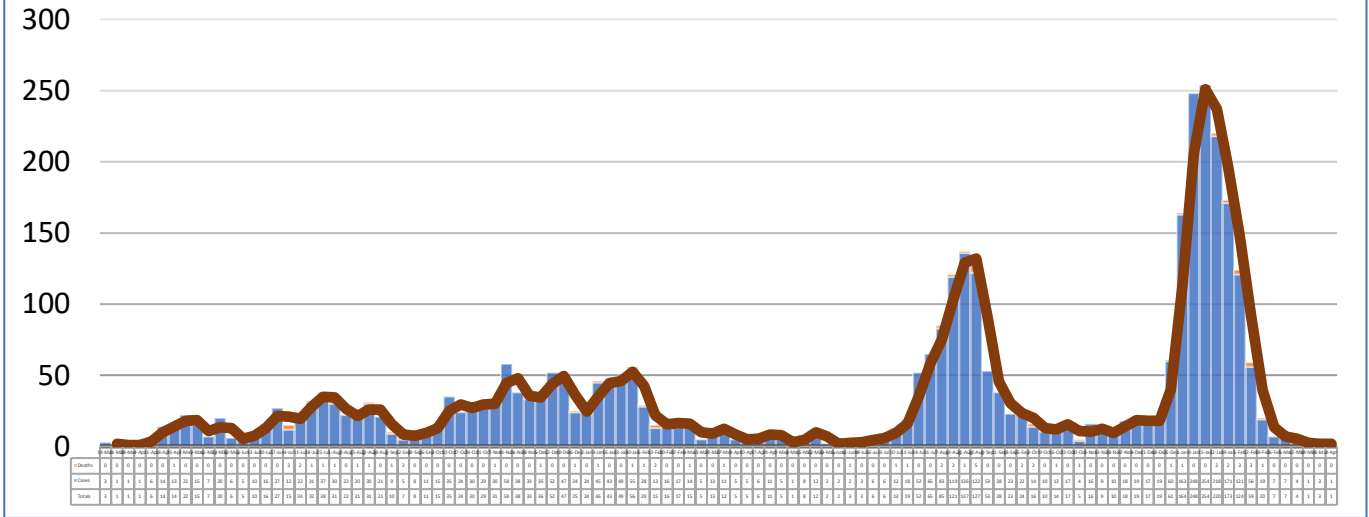
Total Cases
3582

Total Deaths
56

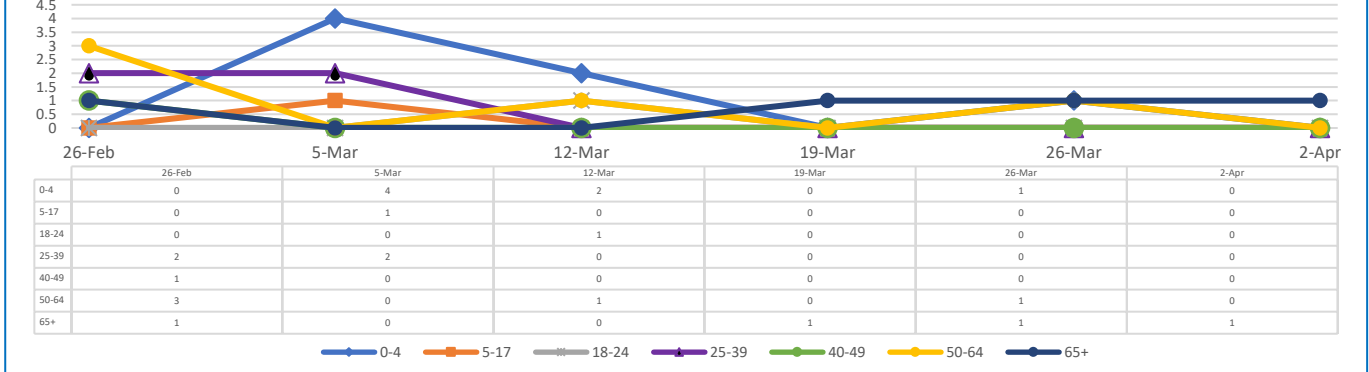
Total Incidence
(cases per 100,000)
28460.2

*For the current COVID-19 Community Level by County and Recommended Prevention Steps for your County, click [HERE](#)

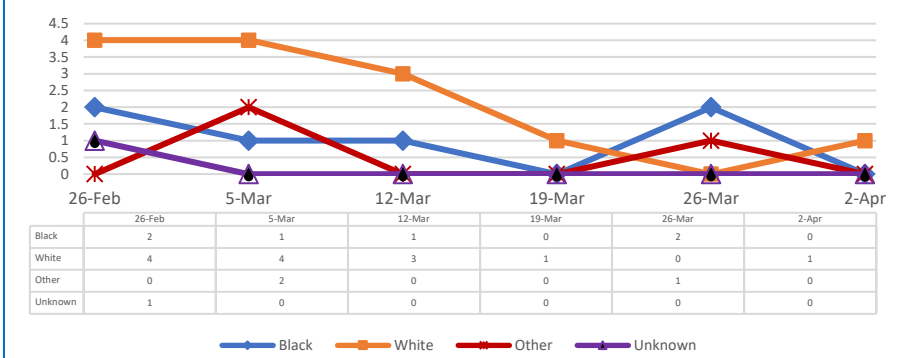
**Total Cases and Deaths, Through April 2, 2022



Total Cases, By Age Past 6 Weeks



Total Cases, By Race Past 6 Weeks



3/27/2022 – 4/2/2022

# Cases via Suspected Community Transmission	1
# Cases via Outbreaks	0

Outbreak Explanation

During the week of 3/27-4/2, there were no cases/patients associated with an outbreak.

COVID-19-Like Illness (CLI) Visits Lawrence County, Mississippi Jan. 04, 2020 - April 02, 2022

