

LAWRENCE COUNTY WEEKLY COVID-19 SNAPSHOT



WEEK ENDING MARCH 19, 2022

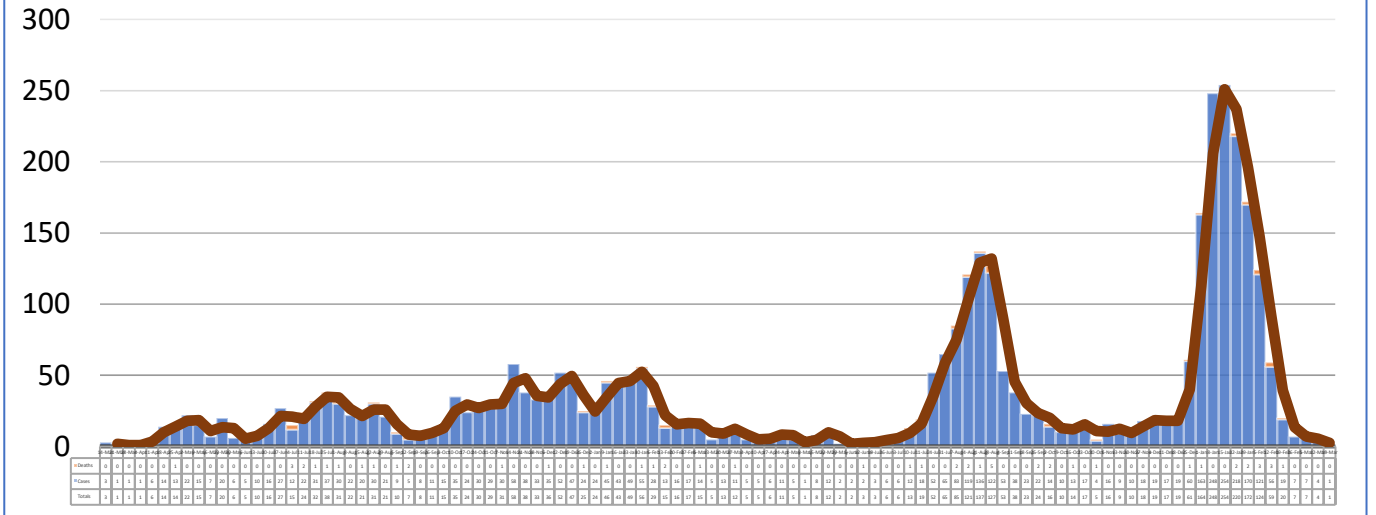
Total Cases
3,575

Total Deaths
56

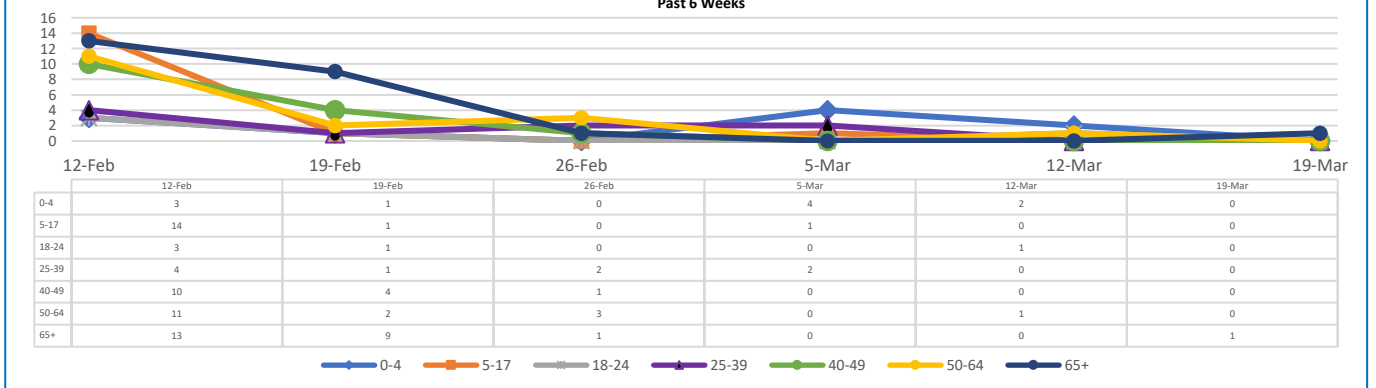
Total Incidence
(cases per 100,000)
28404.6

*For the current COVID-19 Community Level by County and Recommended Prevention Steps for your County, click [HERE](#)

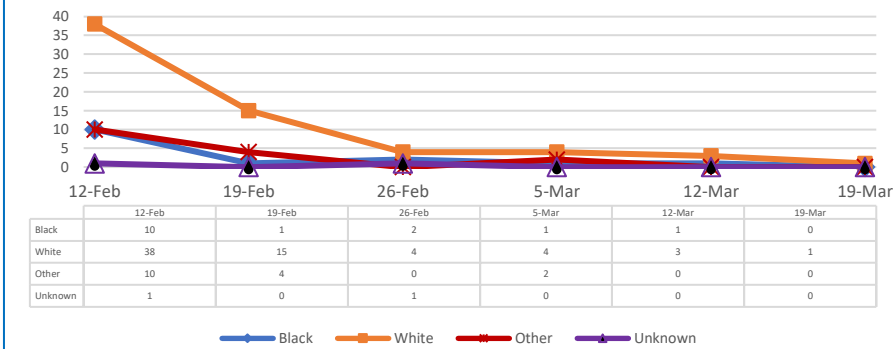
**Total Cases and Deaths, Through March 19, 2022



Total Cases, By Age Past 6 Weeks



Total Cases, By Race Past 6 Weeks



3/13/2022-3/19/2022

# Cases via Suspected Community Transmission	1
--	---

# Cases via Outbreaks	0
-----------------------	---

Outbreak Explanation

During the week of 3/13-3/19, there were no cases/patients associated with an outbreak.

COVID-19-Like Illness (CLI) Visits Lawrence County, Mississippi Jan. 04, 2020 - March 19, 2022

