

WEBSTER COUNTY WEEKLY COVID-19 SNAPSHOT

WEEK ENDING MARCH 12, 2022



Total Cases

3380

Total Deaths

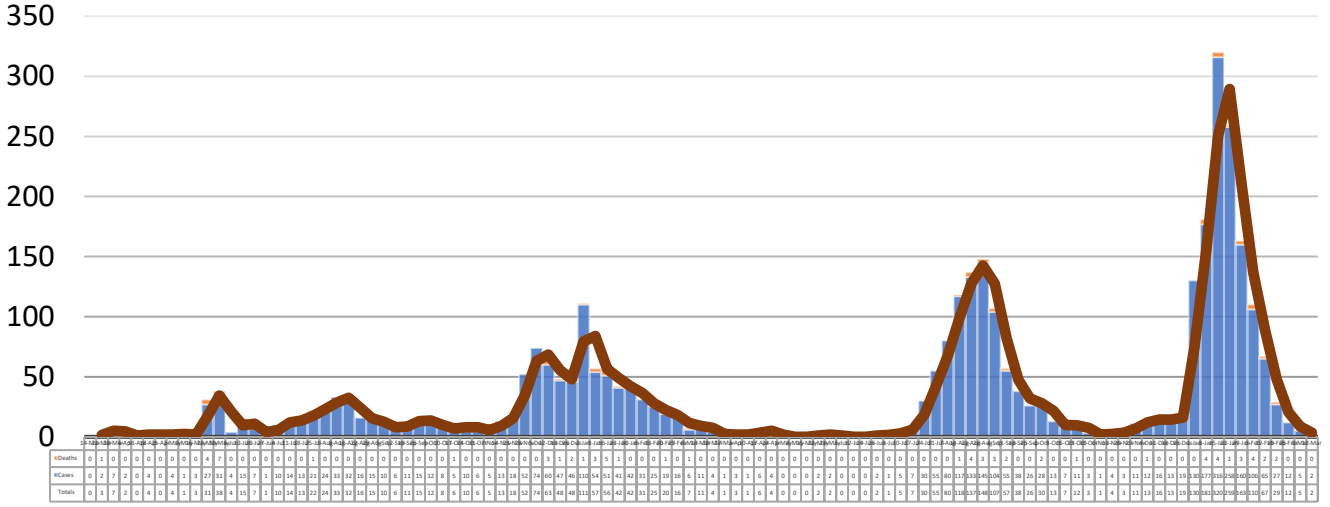
69

Total Incidence
(cases per 100,000)

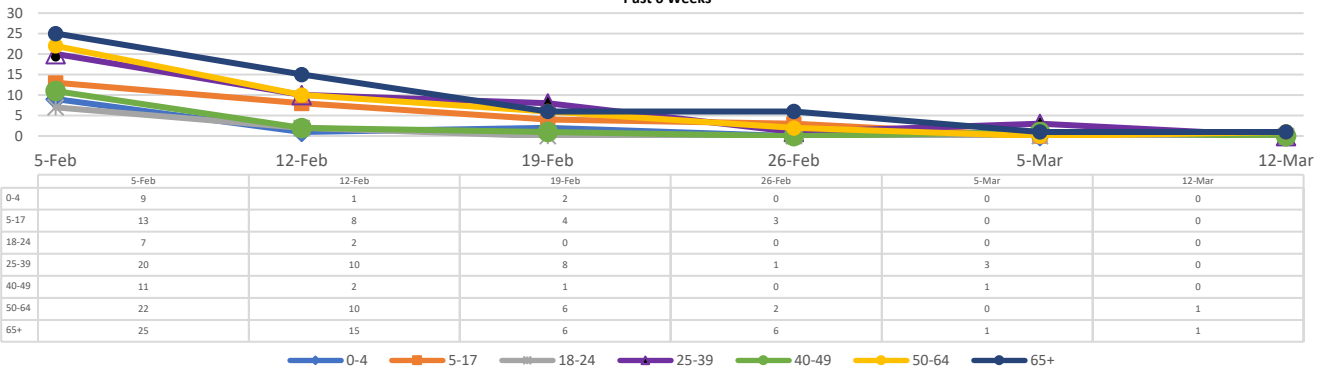
34884.9

***For the current COVID-19 Community Level by County and Recommended Prevention Steps for your County, click [HERE](#)**

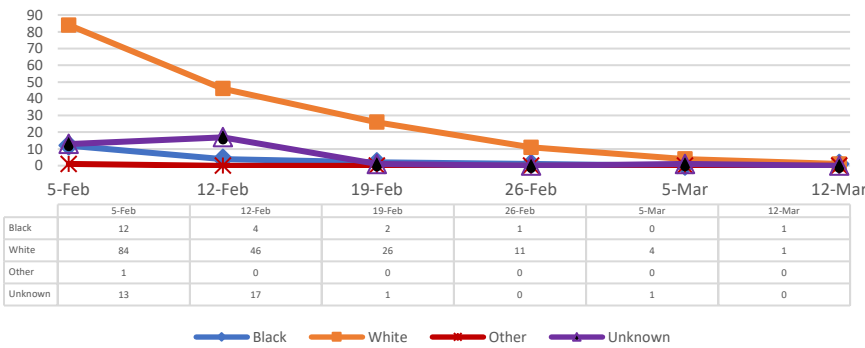
**Total Cases and Deaths, Through March 12, 2022



Total Cases, By Age
Past 6 Weeks



Total Cases, By Race
Past 6 Weeks



3/6/2022 – 3/12/2022

| | |
|--|---|
| # Cases via Suspected Community Transmission | 1 |
|--|---|

| | |
|-----------------------|---|
| # Cases via Outbreaks | 1 |
|-----------------------|---|

Outbreak Explanation

During the week of 3/6-3/12, one (1) case/patient was associated with an outbreak in a Long-Term Care Facility (LTCF).

COVID-19-Like Illness (CLI) Visits
Webster County, Mississippi
Jan. 04, 2020 - March 12, 2022

