

LEE COUNTY WEEKLY COVID-19 SNAPSHOT

WEEK ENDING MARCH 5, 2022



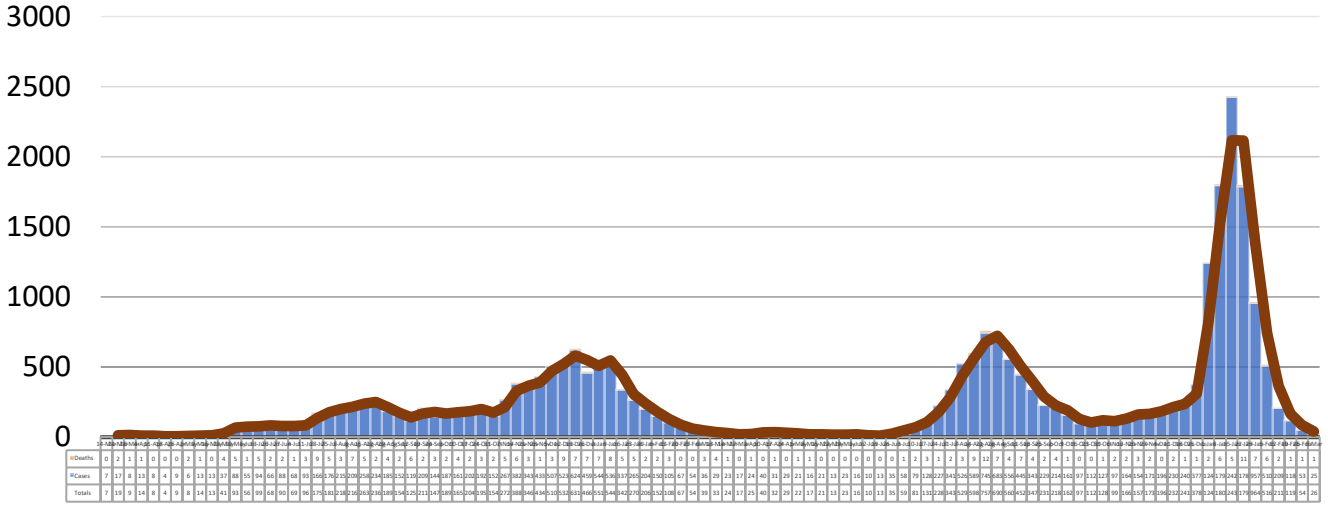
Total Cases
26,557

Total Deaths
294

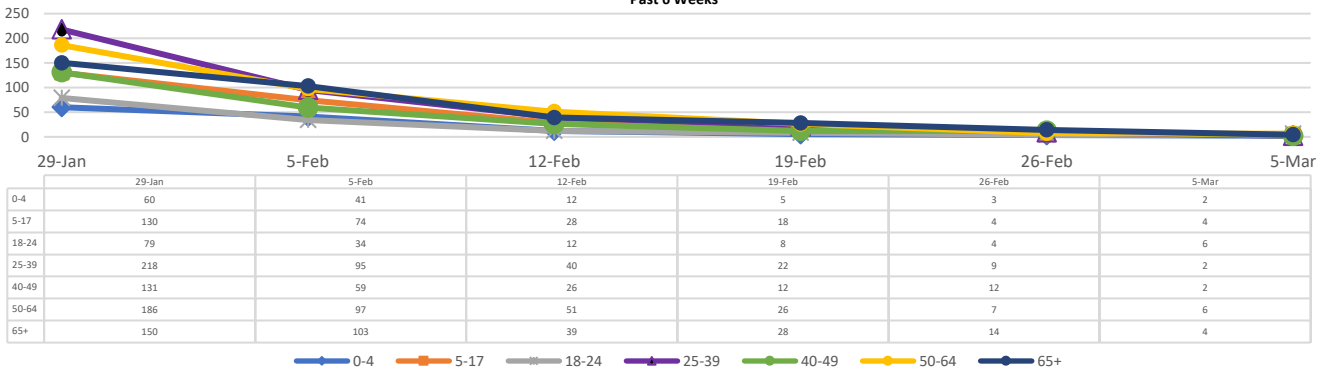
Total Incidence
(cases per 100,000)
31084.1

*For the current COVID-19 Community Level by County and Recommended Prevention Steps for your County, click [HERE](#)

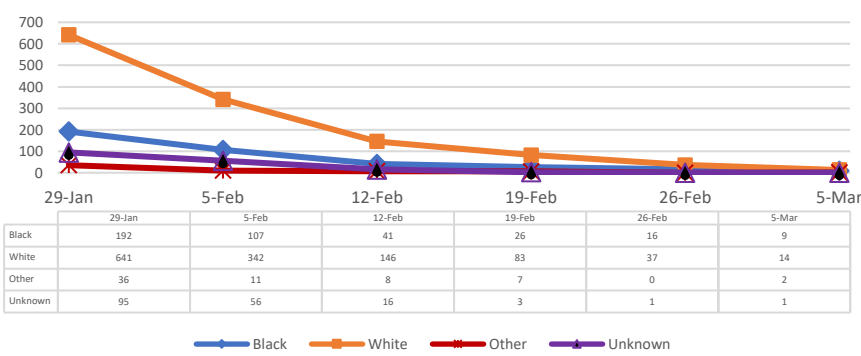
**Total Cases and Deaths, Through March 5, 2022



Total Cases, By Age Past 6 Weeks



Total Cases, By Race Past 6 Weeks



2/27/2022-3/5/2022

# Cases via Suspected Community Transmission	26
# Cases via Outbreaks	0

Outbreak Explanation

During the week of 2/27-3/5, there were no cases/patients associated with an outbreak.

COVID-19-Like Illness (CLI) Visits Lee County, Mississippi Jan. 04, 2020 - March 05, 2022

