

LAWRENCE COUNTY WEEKLY COVID-19 SNAPSHOT

WEEK ENDING MARCH 5, 2022



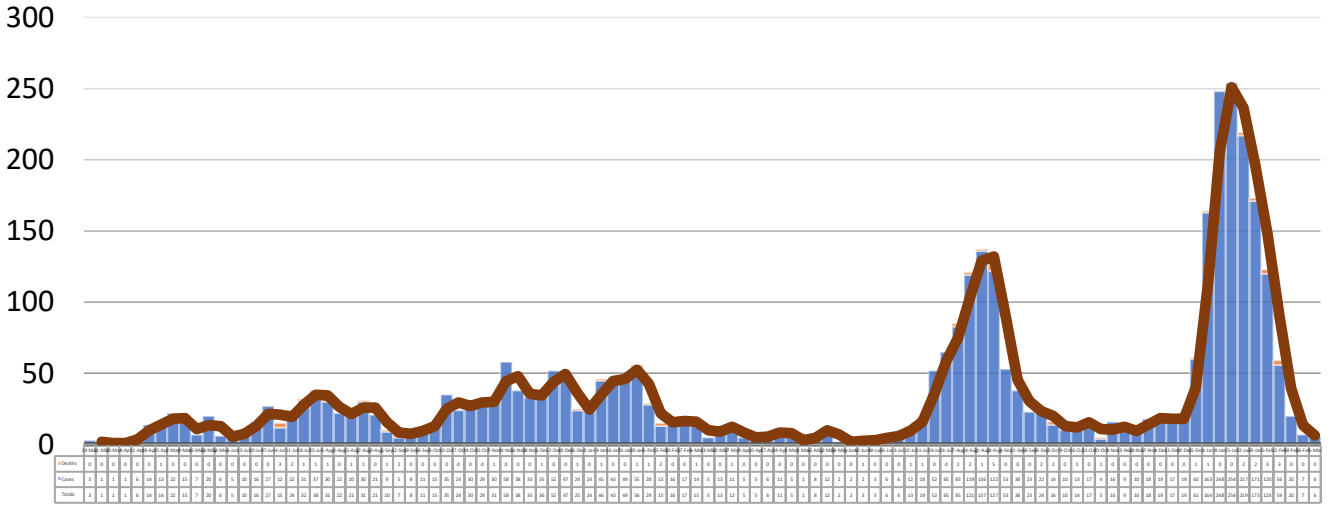
Total Cases
3,568

Total Deaths
55

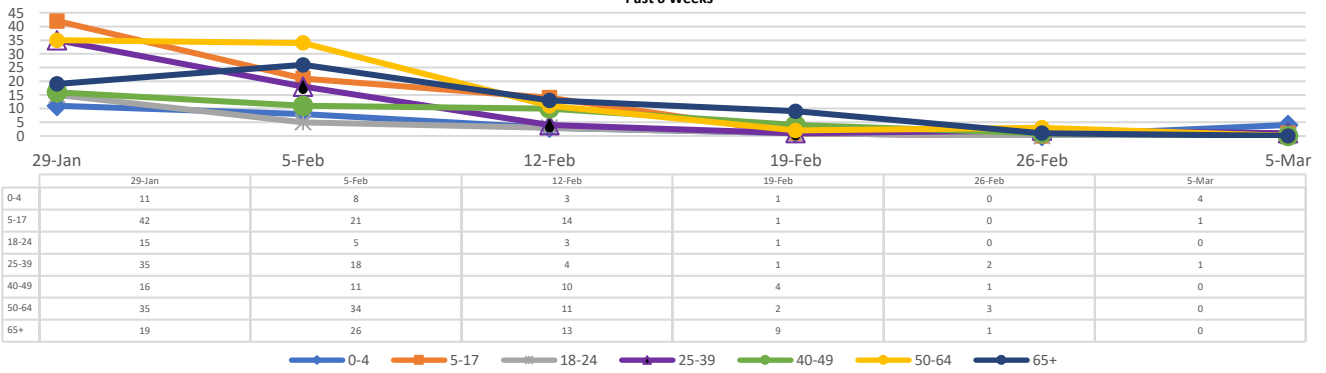
Total Incidence
(cases per 100,000)
28349.0

*For the current COVID-19 Community Level by County and Recommended Prevention Steps for your County, click [HERE](#)

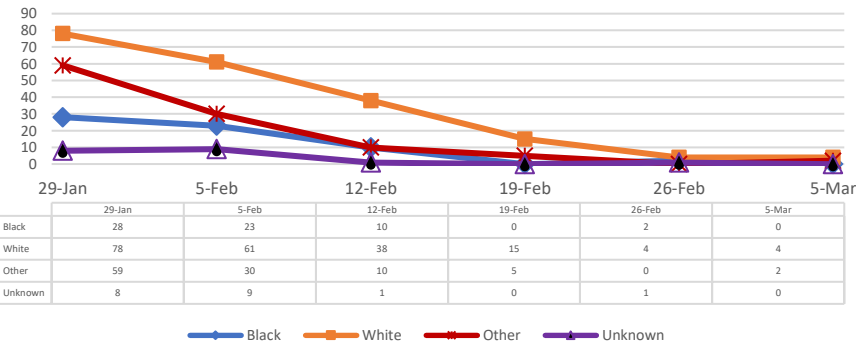
**Total Cases and Deaths, Through March 5, 2022



Total Cases, By Age Past 6 Weeks



Total Cases, By Race Past 6 Weeks



2/27/2022-3/5/2022

# Cases via Suspected Community Transmission	5
# Cases via Outbreaks	1

Outbreak Explanation

During the week of 2/27-3/5, one (1) case/patient was associated with an outbreak at a Long-Term Care Facility (LTCF).

COVID-19-Like Illness (CLI) Visits Lawrence County, Mississippi Jan. 04, 2020 - March 05, 2022

