

# CLAY COUNTY WEEKLY COVID-19 SNAPSHOT



WEEK ENDING FEBRUARY 12, 2022

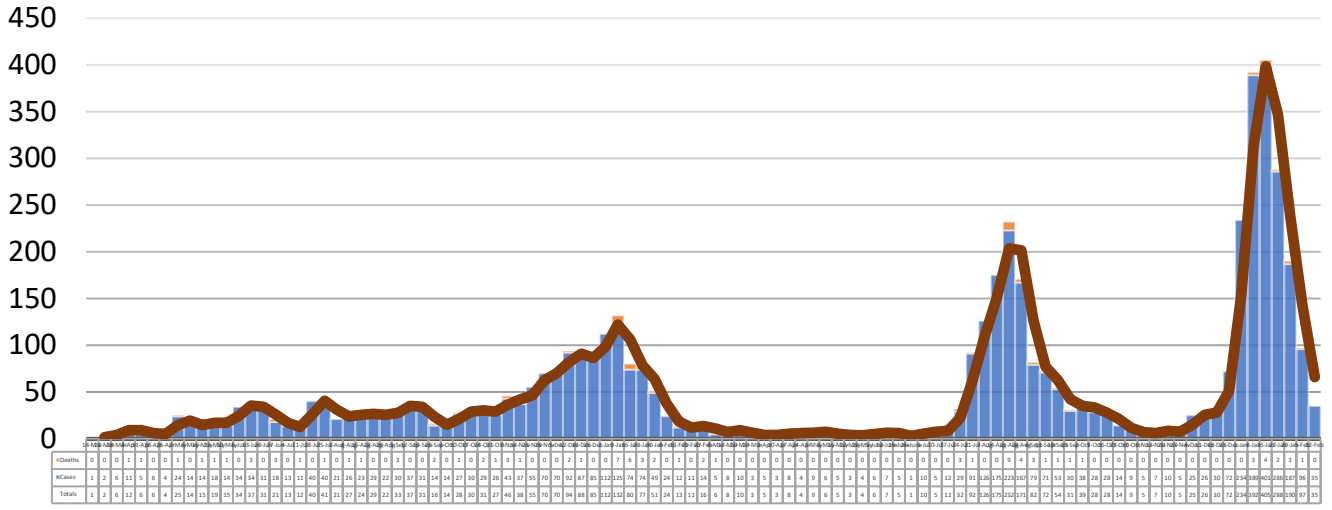
**Total Cases**  
**4912**

**Total Deaths**  
**91**

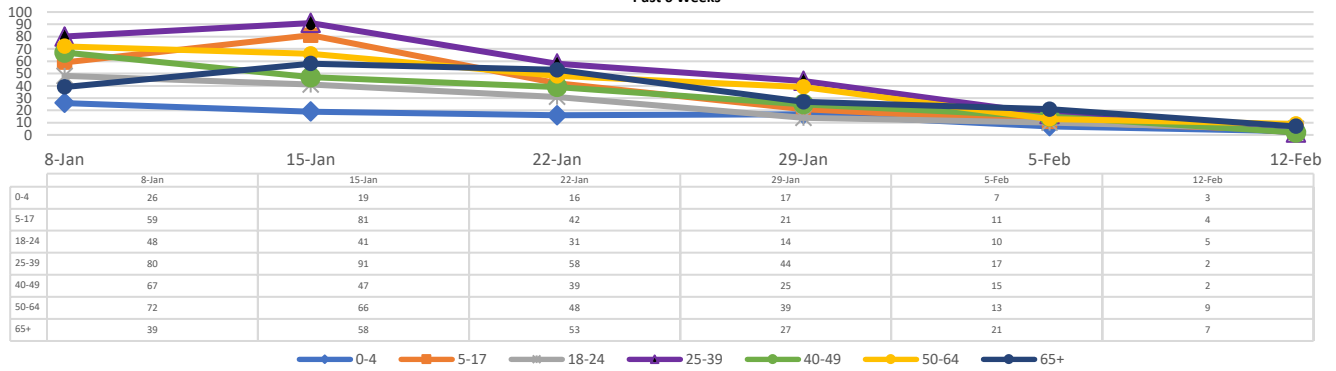
**Total Incidence**  
(cases per 100,000)  
**25429.7**

**\*For the current COVID-19 County-Level of Community Transmission, see below**

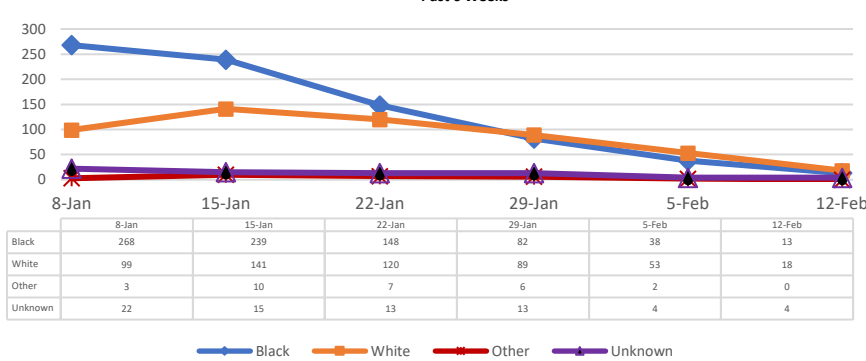
## \*\*Total Cases and Deaths, Through February 12, 2022



### Total Cases, By Age Past 6 Weeks



### Total Cases, By Race Past 6 Weeks



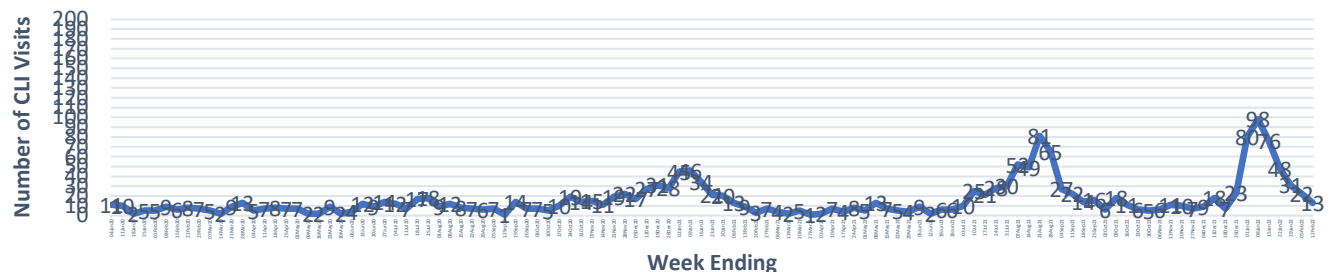
### 2/6/2022 – 2/12/2022

# Cases via Suspected Community Transmission	33
# Cases via Outbreaks	2

#### Outbreak Explanation

During the week of 2/6-2/12, two (2) cases/patients were associated with outbreaks in Long-Term Care Facilities (LTCF).

### COVID-19-Like Illness (CLI) Visits Clay County, Mississippi Jan. 04, 2020 - Feb. 12, 2022



\*Website Link for current COVID-19 County-Level of Community Transmission:  
<https://covid.cdc.gov/covid-data-tracker/#county-view>