

# WEBSTER COUNTY WEEKLY COVID-19 SNAPSHOT

WEEK ENDING FEBRUARY 05, 2022



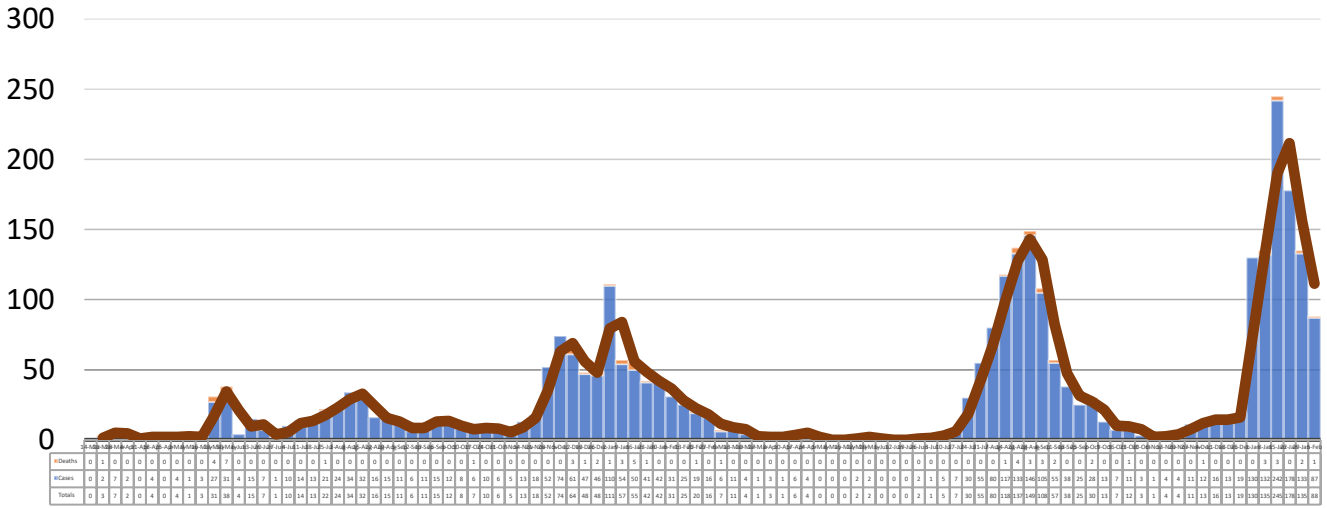
Total Cases  
**3,018**

Total Deaths  
**58**

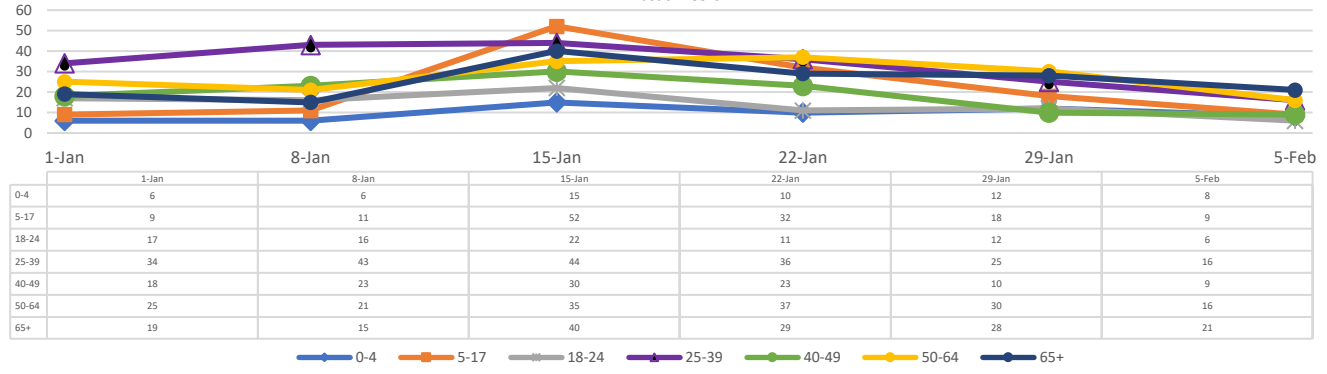
Total Incidence  
(cases per 100,000)  
**31148.7**

\*For the current COVID-19 County-Level of Community Transmission, see below

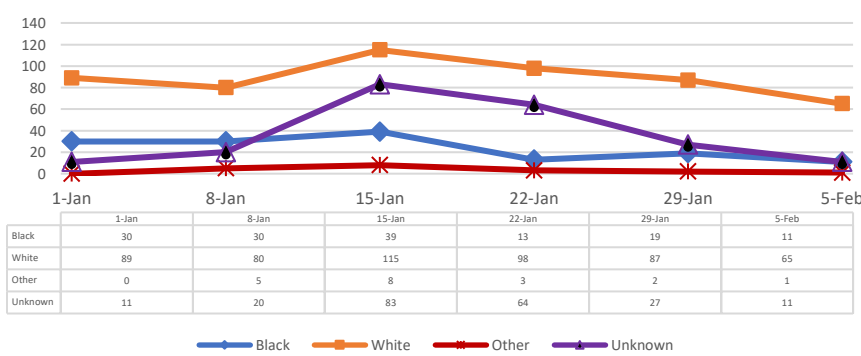
## \*\*Total Cases and Deaths, Through February 05, 2022



## Total Cases, By Age Past 6 Weeks



## Total Cases, By Race Past 6 Weeks



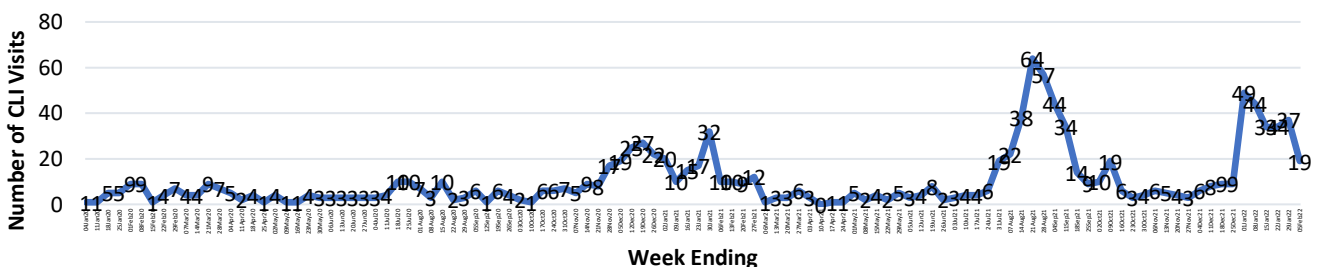
## 1/30/2022-2/5/2022

# Cases via Suspected Community Transmission	76
# Cases via Outbreaks	12

### Outbreak Explanation

During the week of 1/30-2/5, twelve (12) cases/patients were associated with outbreaks in Long-Term Care Facilities (LTCF).

## COVID-19-Like Illness (CLI) Visits Webster County, Mississippi Jan. 04, 2020 - Feb. 05, 2022



\*Website Link for current COVID-19 County-Level of Community Transmission:  
<https://covid.cdc.gov/covid-data-tracker/#county-view>