

WEBSTER COUNTY WEEKLY COVID-19 SNAPSHOT

WEEK ENDING JANUARY 29, 2022



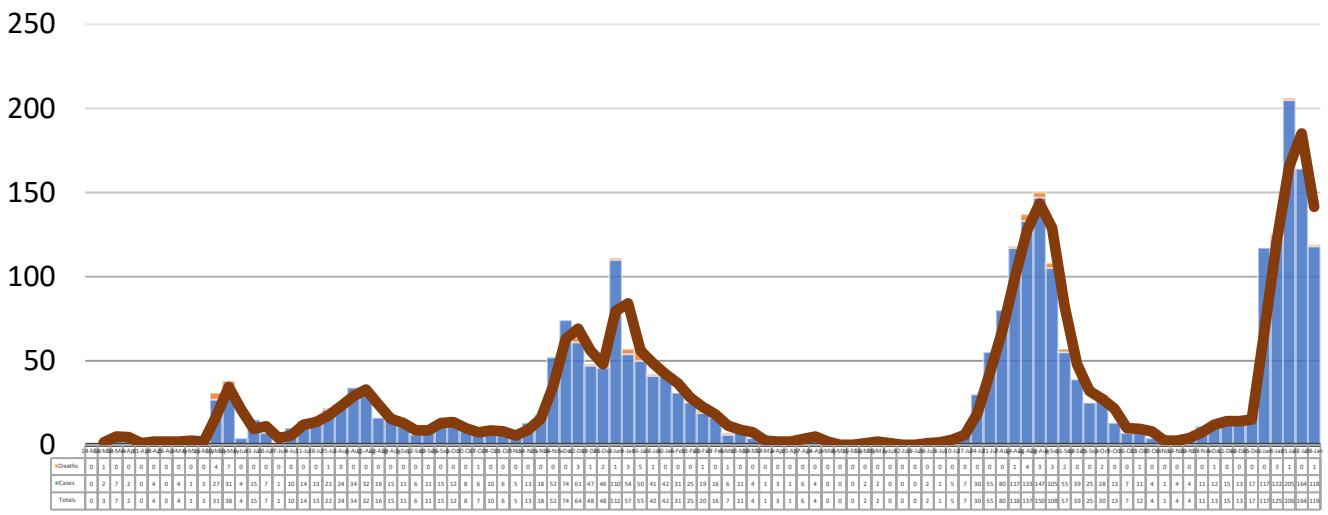
Total Cases
2838

Total Deaths
54

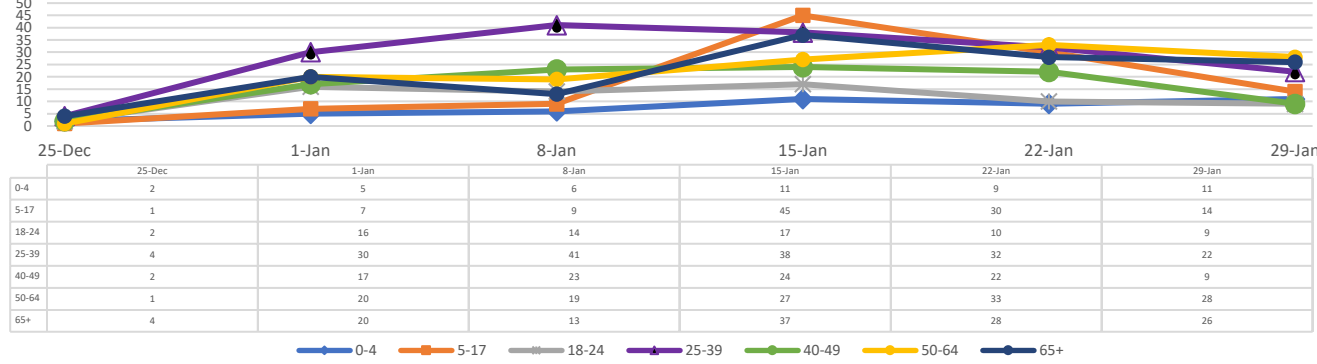
Total Incidence
(cases per 100,000)
29290.9

*For the current COVID-19 County-Level of Community Transmission, see below

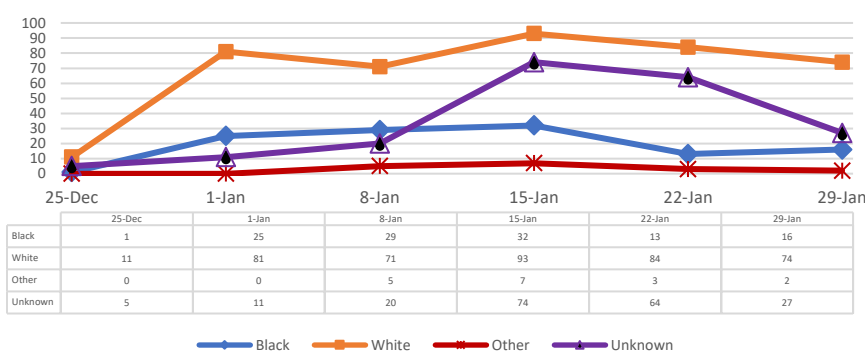
**Total Cases and Deaths, Through January 29, 2022



Total Cases, By Age Past 6 Weeks



Total Cases, By Race Past 6 Weeks



1/23/2022 – 1/29/2022

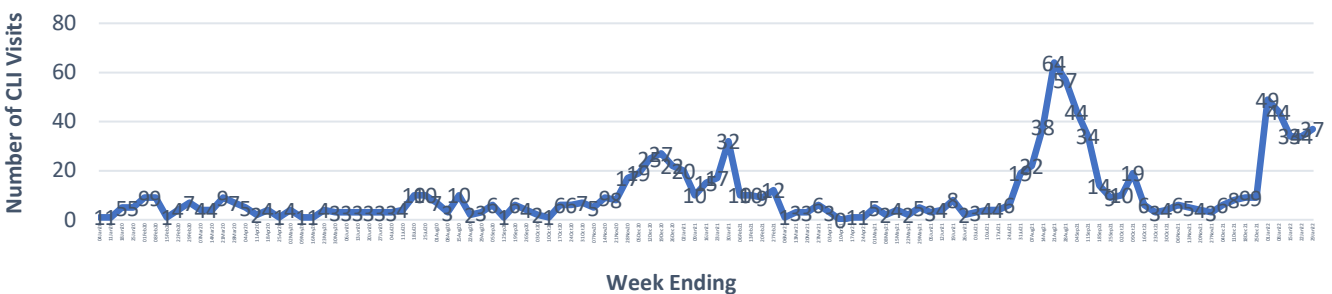
Cases via Suspected Community Transmission: 105

Cases via Outbreaks: 14

Outbreak Explanation

During the week of 1/23-1/29, 14 cases/patients were associated with outbreaks in Long-Term Care Facilities (LTCF).

COVID-19-Like Illness (CLI) Visits Webster County, Mississippi Jan. 04, 2020 - Jan. 29, 2022



*Website Link for current COVID-19 County-Level of Community Transmission:
<https://covid.cdc.gov/covid-data-tracker/#county-view>