

CLAY COUNTY WEEKLY COVID-19 SNAPSHOT



WEEK ENDING JANUARY 22, 2022

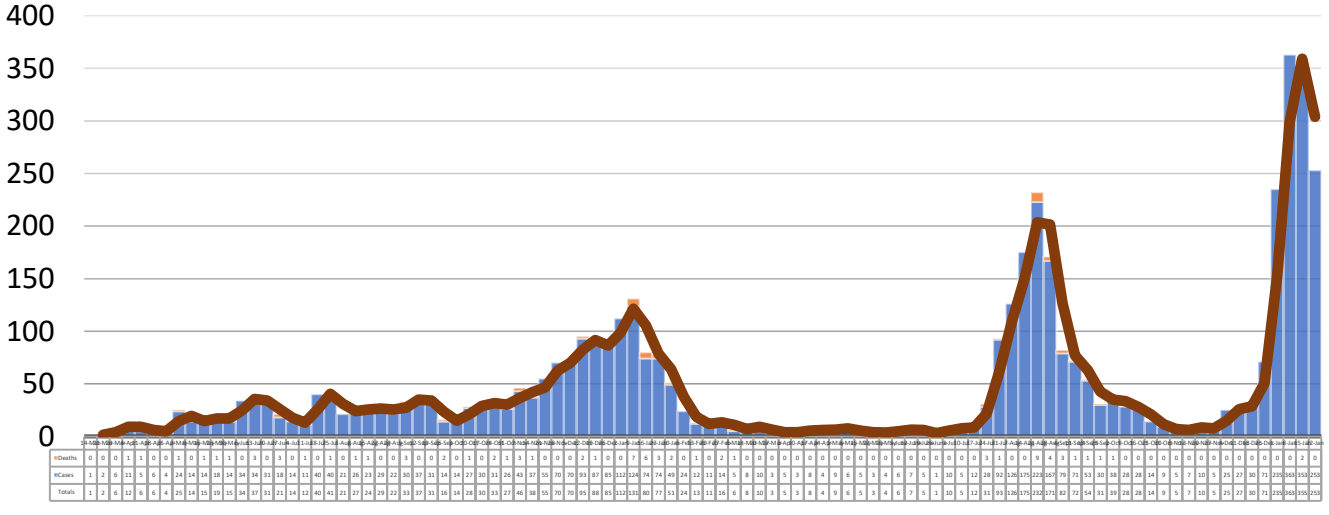
Total Cases
4,480

Total Deaths
80

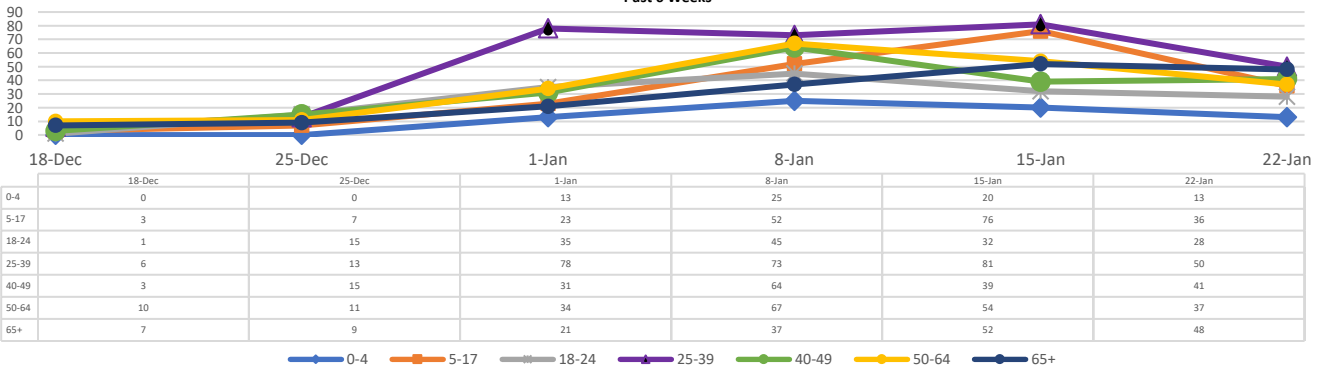
Total Incidence
(cases per 100,000)
23193.2

***For the current COVID-19 County-Level of Community Transmission, see below**

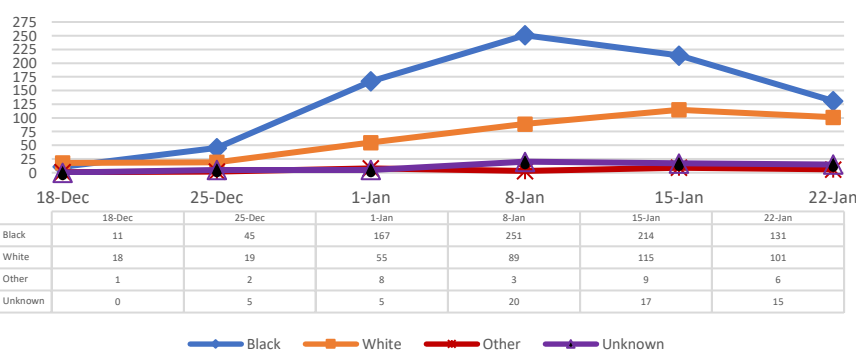
**Total Cases and Deaths, Through January 22, 2022



Total Cases, By Age Past 6 Weeks



Total Cases, By Race Past 6 Weeks



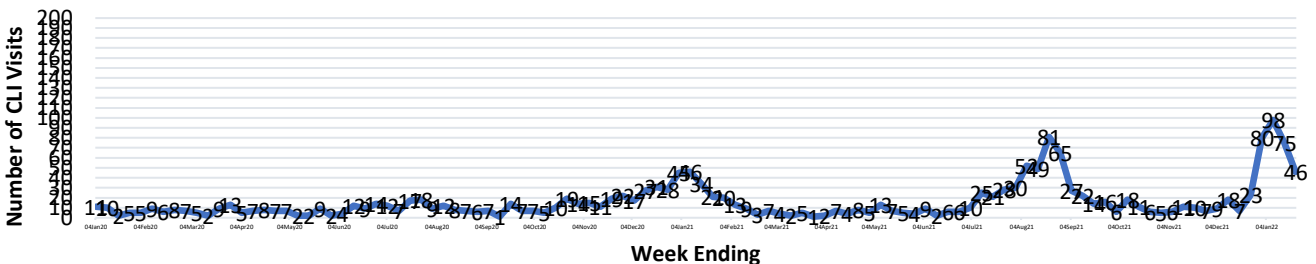
1/16/2022-1/22/2022

# Cases via Suspected Community Transmission	244
# Cases via Outbreaks	9

Outbreak Explanation

During the week of 1/16-1/22, eight (8) cases/patients were associated with outbreaks at Long-Term Care Facilities (LTCF); one (1) case was associated with an outbreak at a residential care facility.

COVID-19-Like Illness (CLI) Visits Clay County, Mississippi Jan. 04, 2020 - Jan. 22, 2022



*Website Link for current COVID-19 County-Level of Community Transmission: <https://covid.cdc.gov/covid-data-tracker/#county-view>