

PANOLA COUNTY WEEKLY COVID-19 SNAPSHOT

WEEK ENDING JANUARY 8, 2022



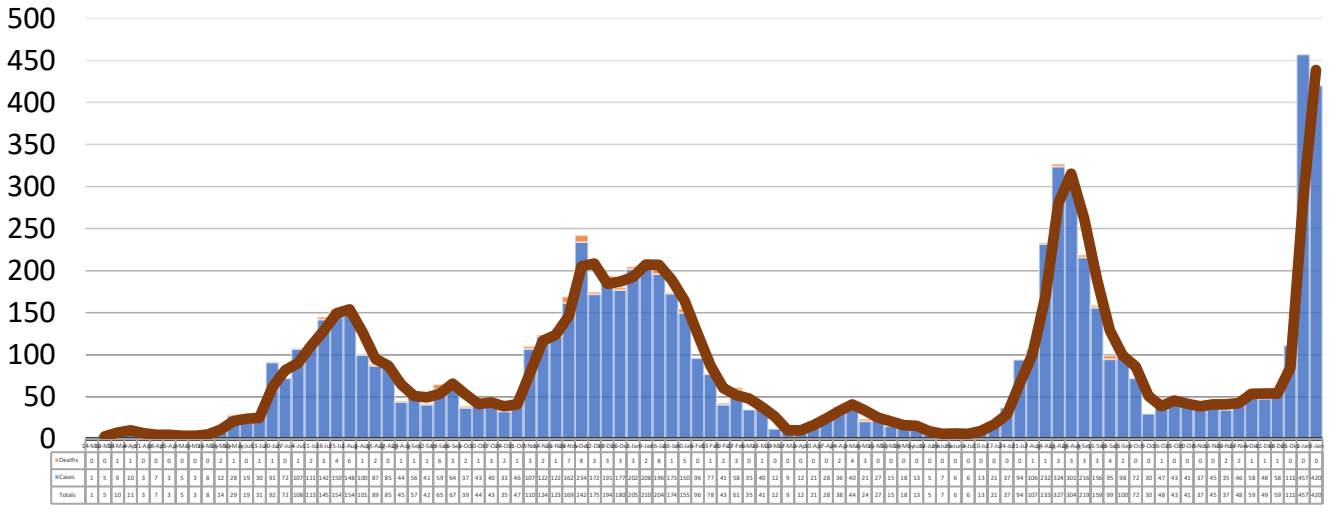
Total Cases
7,920

Total Deaths
140

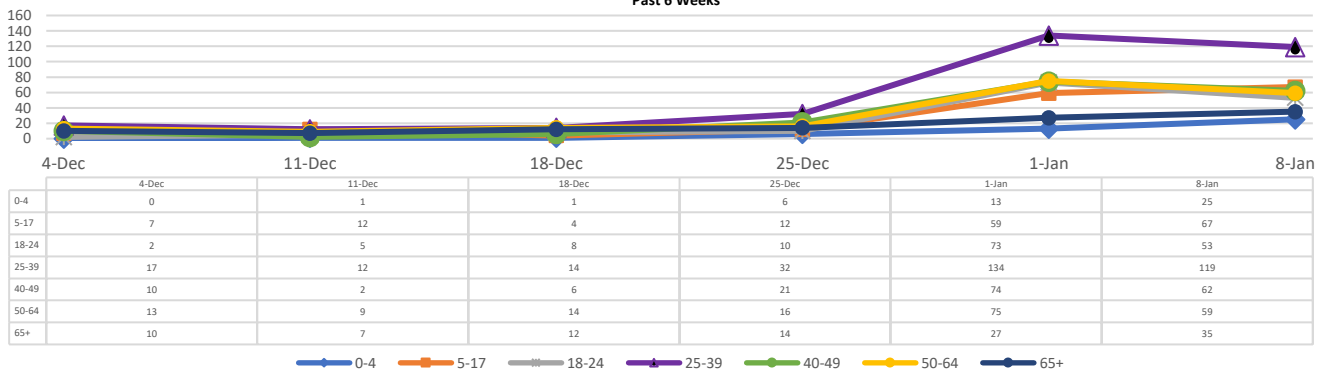
Total Incidence
(cases per 100,000)
23163.3

***For the current COVID-19 County-Level of Community Transmission, see below**

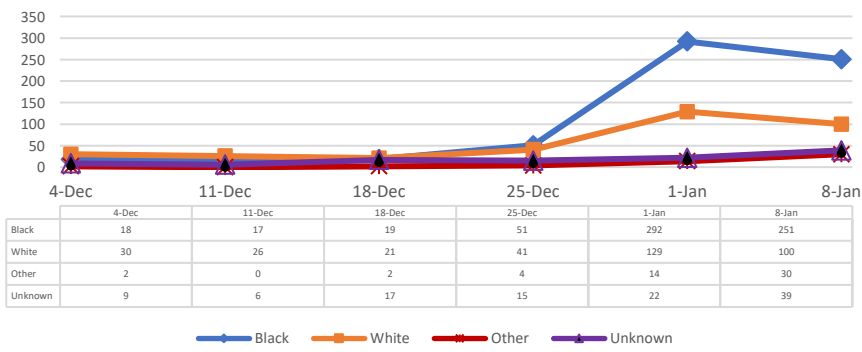
**Total Cases and Deaths, Through January 8, 2022



Total Cases, By Age Past 6 Weeks



Total Cases, By Race Past 6 Weeks



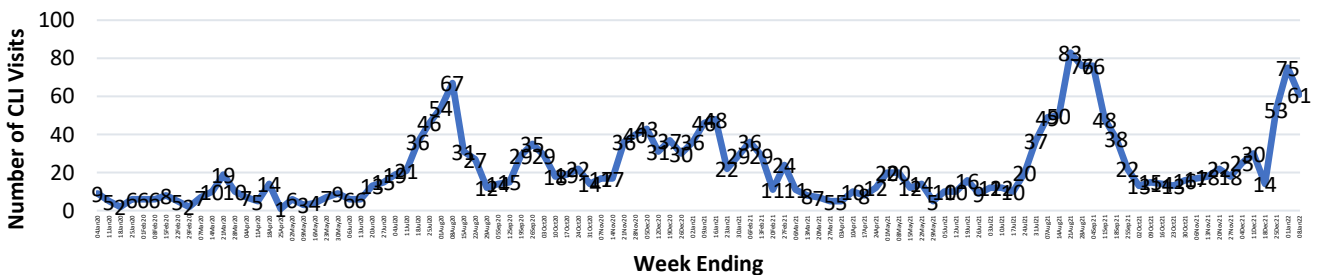
1/2/2022-1/8/2022

# Cases via Suspected Community Transmission	417
# Cases via Outbreaks	3

Outbreak Explanation

During the week of 1/2-1/8, three (3) cases/patients were associated with outbreaks in Long-Term Care Facilities (LTCF).

COVID-19-Like Illness (CLI) Visits Panola County, Mississippi Jan. 04, 2020 - Jan. 08, 2022



*Website Link for COVID-19 County-Level Community Transmission Rates:
<https://covid.cdc.gov/covid-data-tracker/#county-view>