

LAWRENCE COUNTY WEEKLY COVID-19 SNAPSHOT



WEEK ENDING JANUARY 8, 2022

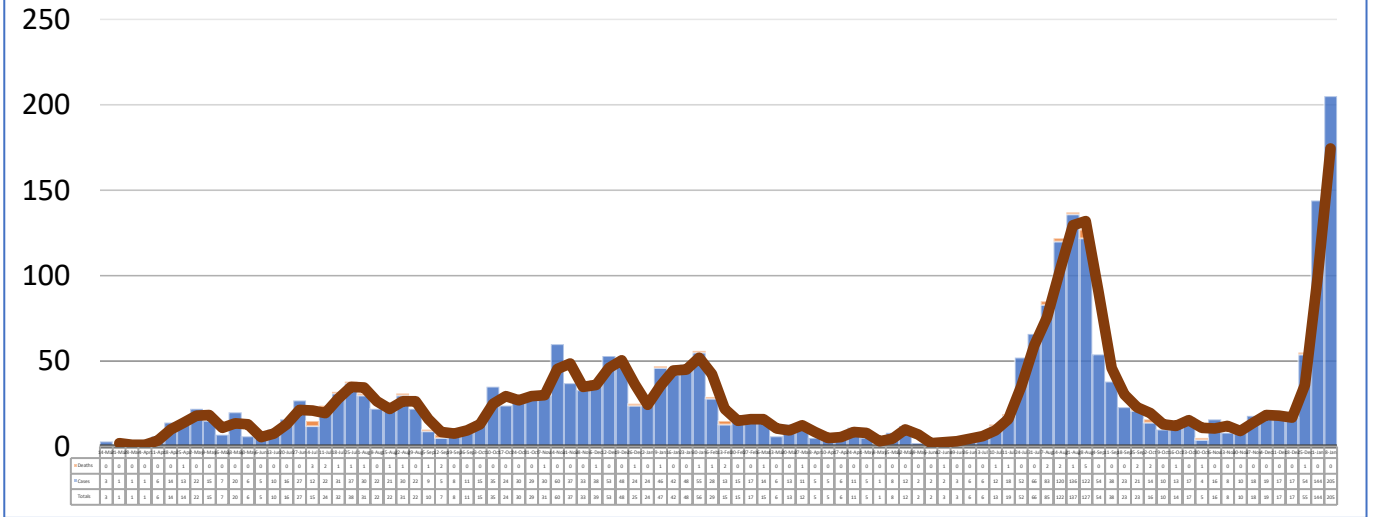
Total Cases
2,644

Total Deaths
44

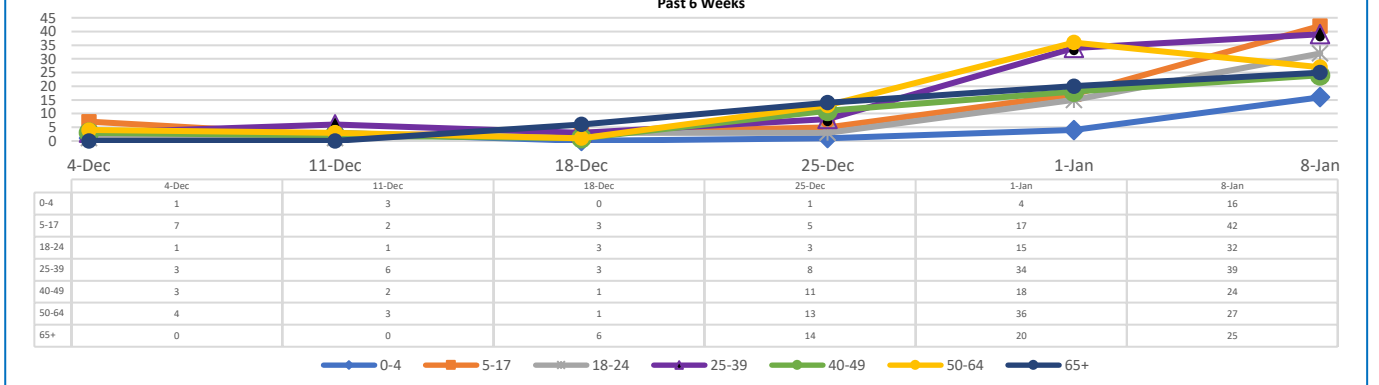
Total Incidence
(cases per 100,000)
21007.5

***For the current COVID-19 County-Level of Community Transmission, see below**

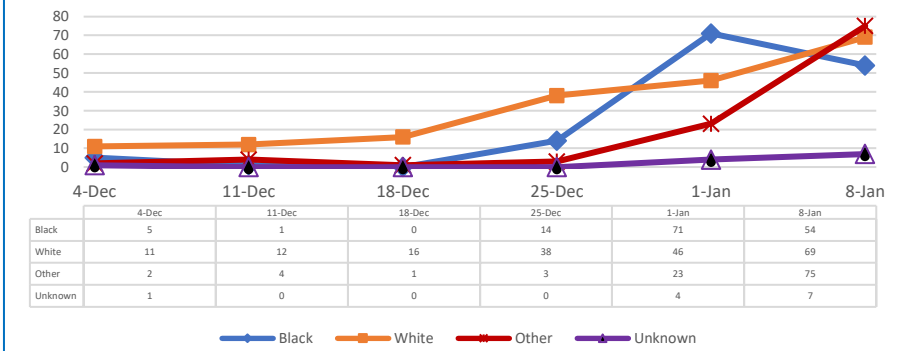
**Total Cases and Deaths, Through January 8, 2022



Total Cases, By Age Past 6 Weeks



Total Cases, By Race Past 6 Weeks



1/2/2022-1/8/2022

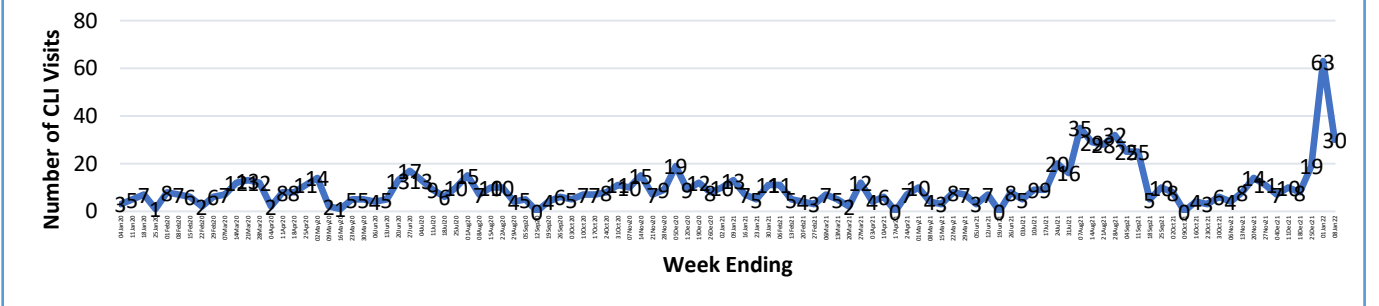
Cases via Suspected Community Transmission: 204

Cases via Outbreaks: 1

Outbreak Explanation

During the week of 1/2-1/8, one (1) case/patient was associated with an outbreak in a Residential Care Facility.

COVID-19-Like Illness (CLI) Visits Lawrence County, Mississippi Jan. 04, 2020 - Jan. 08, 2022



*Website Link for current COVID-19 County-Level of Community Transmission:
<https://covid.cdc.gov/covid-data-tracker/#county-view>