

# CLAY COUNTY WEEKLY COVID-19 SNAPSHOT

WEEK ENDING JANUARY 8, 2022



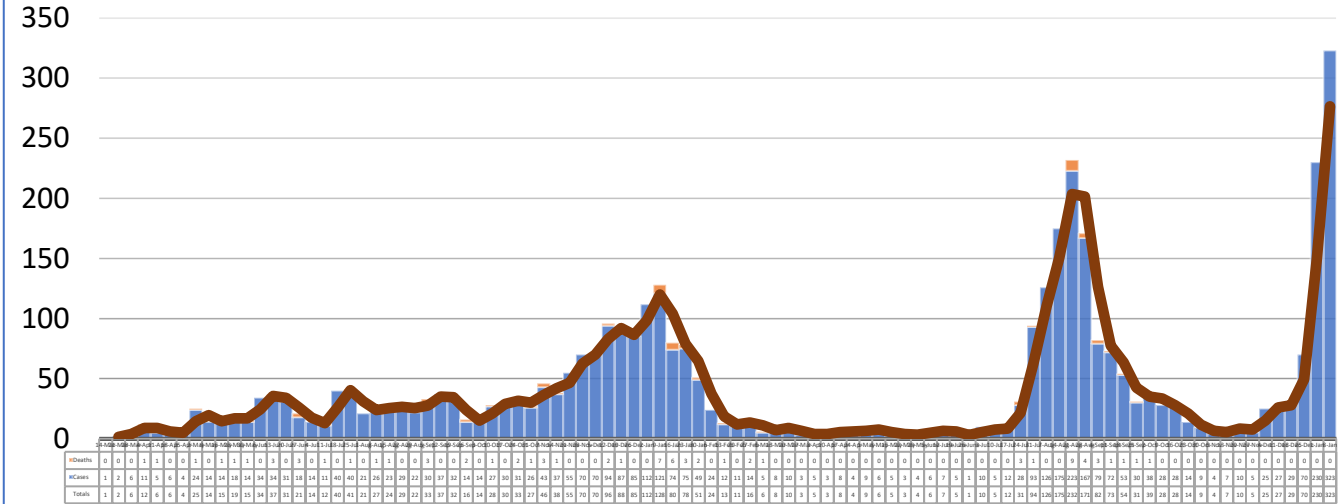
**Total Cases**  
**3,826**

**Total Deaths**  
**78**

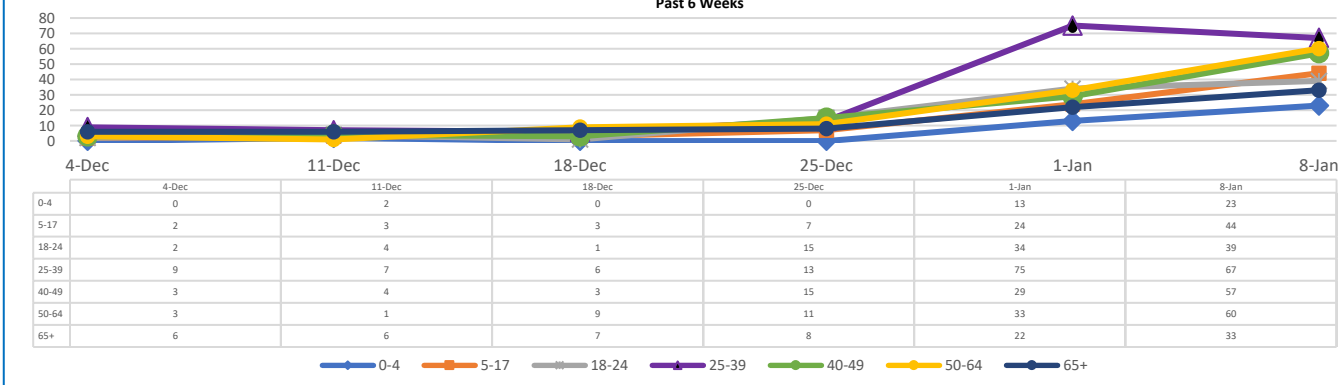
**Total Incidence**  
(cases per 100,000)  
**19807.4**

**\*For the current COVID-19 County-Level of Community Transmission, see below**

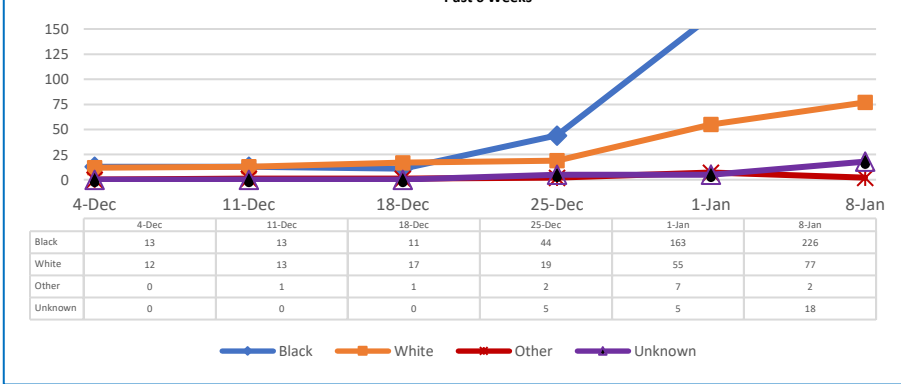
## \*\*Total Cases and Deaths, Through January 8, 2022



### Total Cases, By Age Past 6 Weeks



### Total Cases, By Race Past 6 Weeks



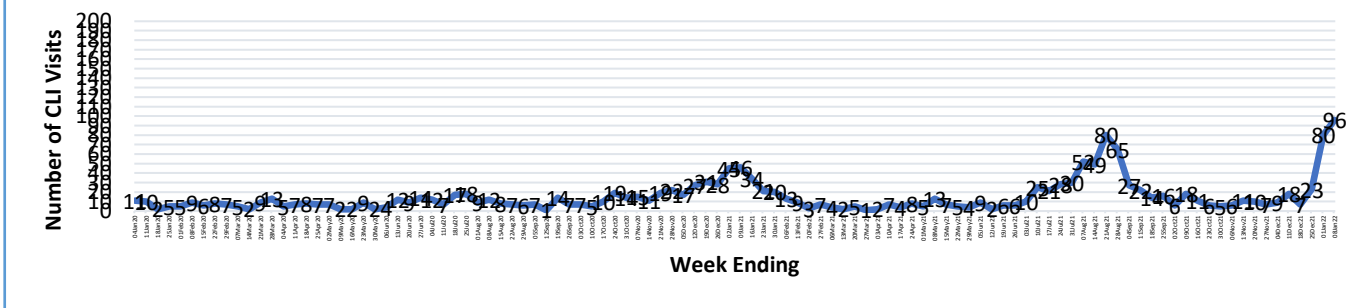
### 1/2/2022-1/8/2022

# Cases via Suspected Community Transmission	307
# Cases via Outbreaks	16

#### Outbreak Explanation

During the week of 1/2-1/8, sixteen (16) cases/patients were associated with outbreaks at Long-Term Care Facilities (LTCF) and a Residential Care Facility.

### COVID-19-Like Illness (CLI) Visits Clay County, Mississippi Jan. 04, 2020 - Jan. 08, 2022



\*Website Link for current COVID-19 County-Level of Community Transmission: <https://covid.cdc.gov/covid-data-tracker/#county-view>