

# CLAY COUNTY WEEKLY COVID-19 SNAPSHOT

WEEK ENDING JANUARY 1, 2022



Total Cases

3453

Total Deaths

78

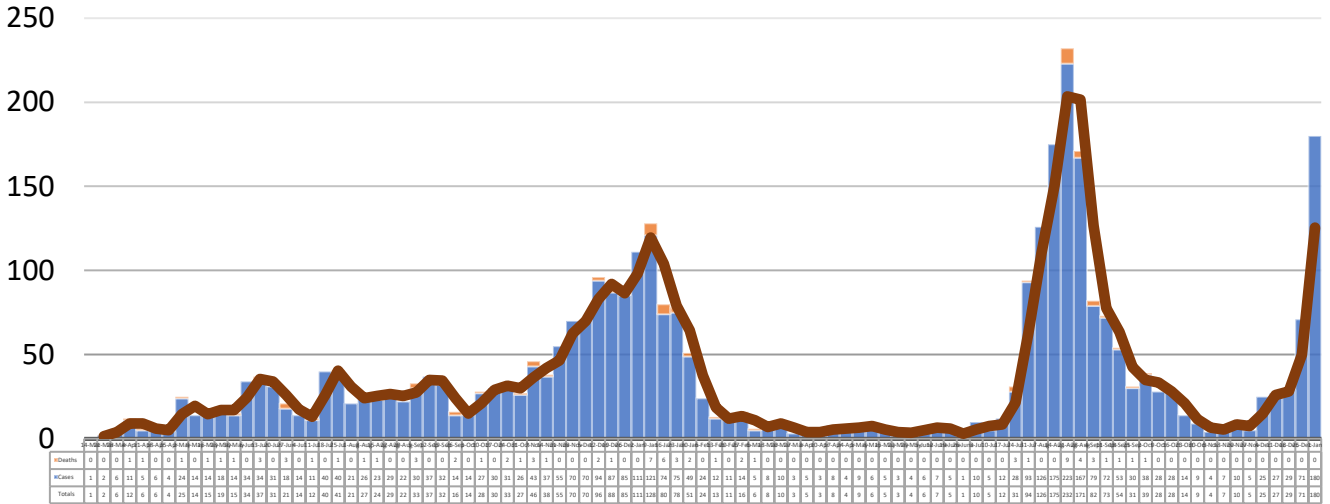
Total Incidence

(cases per 100,000)

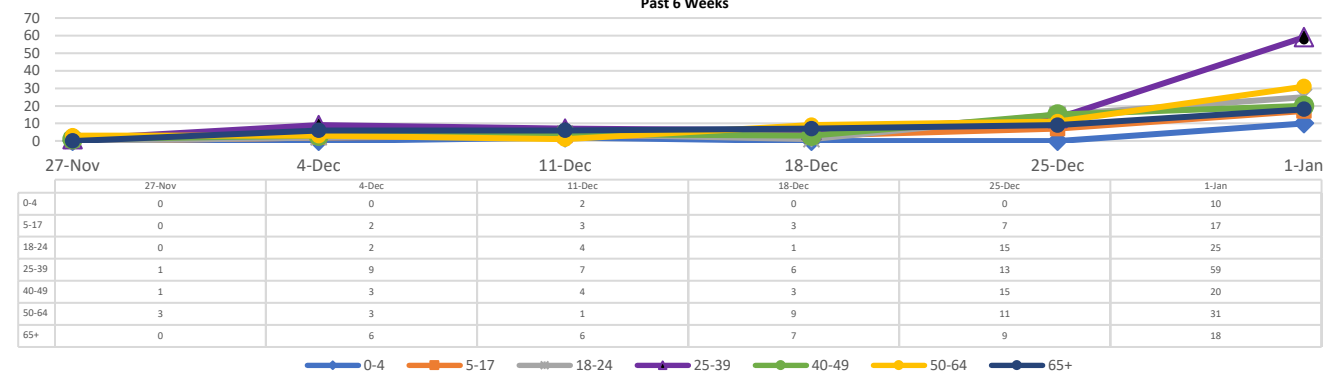
17876.4

\*For the current COVID-19 County-Level of Community Transmission, see below

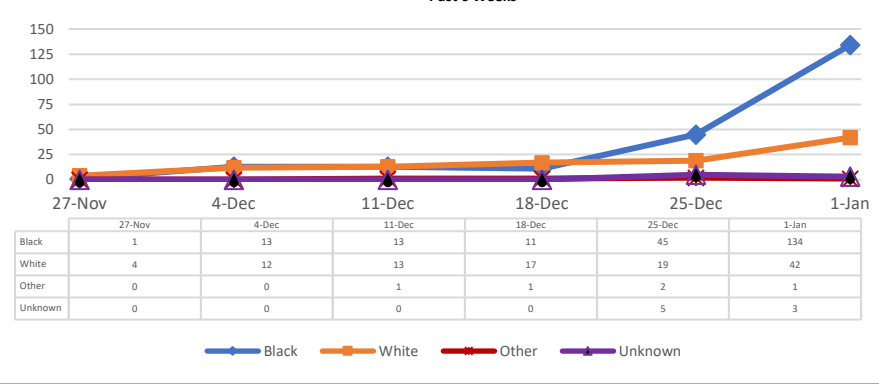
## \*\*Total Cases and Deaths, Through January 1, 2022



### Total Cases, By Age Past 6 Weeks



### Total Cases, By Race Past 6 Weeks



### 12/26/2021 – 1/1/2022

# Cases via Suspected Community Transmission	177
# Cases via Outbreaks	3

#### Outbreak Explanation

During the week of 12/26-1/1, three (3) cases/patients were associated with outbreaks in Long-Term Care Facilities (LTCF).

### COVID-19-Like Illness (CLI) Visits Clay County, Mississippi Jan. 04, 2020 - Jan. 01, 2022



\*Website Link for current COVID-19 County-Level of Community Transmission: <https://covid.cdc.gov/covid-data-tracker/#county-view>