

# LAWRENCE COUNTY WEEKLY COVID-19 SNAPSHOT



WEEK ENDING DECEMBER 25, 2021

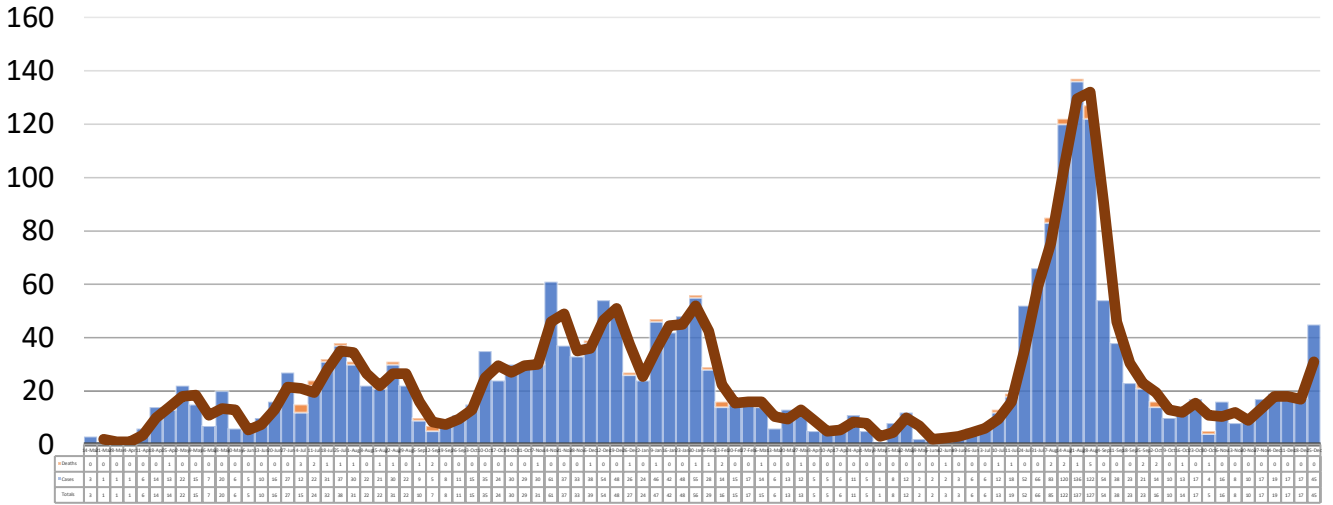
**Total Cases**  
**2,290**

**Total Deaths**  
**43**

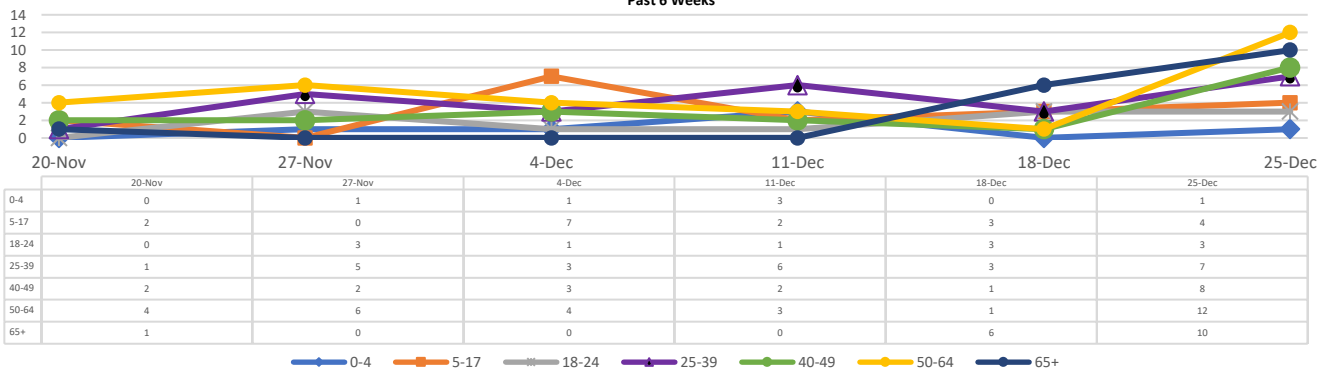
**Total Incidence**  
(cases per 100,000)  
**18194.8**

**\*For the current COVID-19 County-Level of Community Transmission, see below**

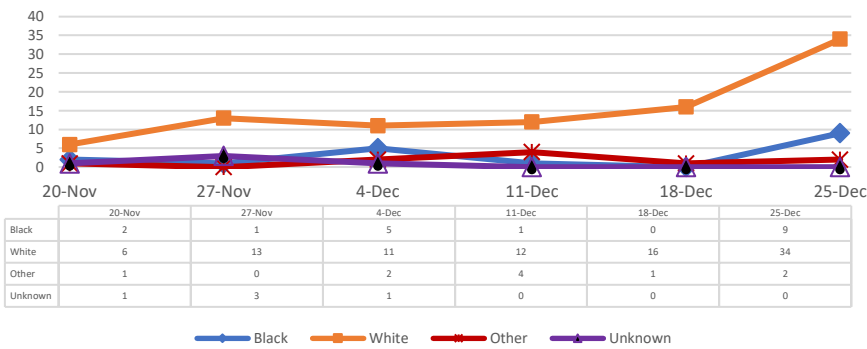
## \*\*Total Cases and Deaths, Through December 25, 2021



### Total Cases, By Age Past 6 Weeks



### Total Cases, By Race Past 6 Weeks



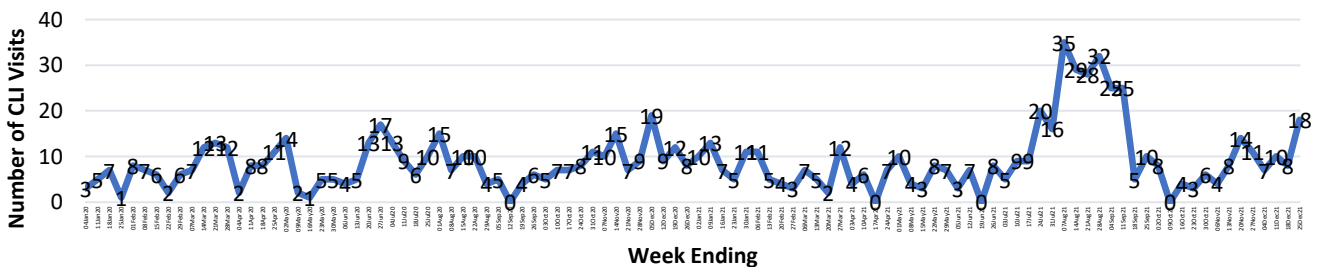
### 12/19/2021-12/25/2021

# Cases via Suspected Community Transmission	45
# Cases via Outbreaks	0

#### Outbreak Explanation

During the week of 11/21-11/27, there were no cases/patients associated with an outbreak.

### COVID-19-Like Illness (CLI) Visits Lawrence County, Mississippi Jan. 04, 2020 - Dec. 25, 2021



\*Website Link for current COVID-19 County-Level of Community Transmission:  
<https://covid.cdc.gov/covid-data-tracker/#county-view>