

LAWRENCE COUNTY WEEKLY COVID-19 SNAPSHOT



WEEK ENDING DECEMBER 18, 2021

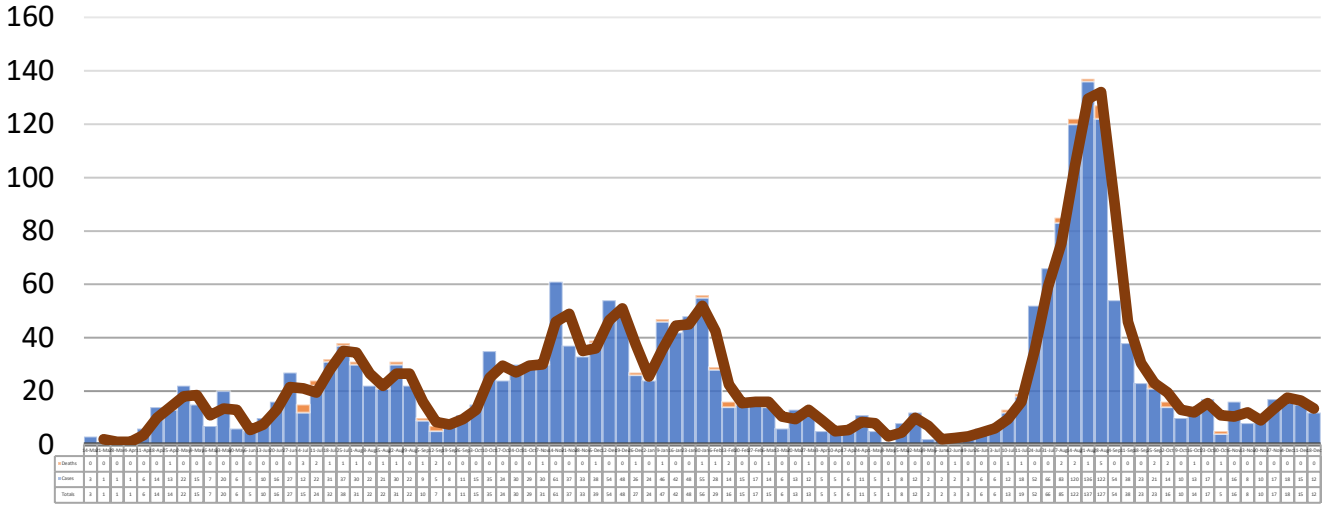
Total Cases
2237

Total Deaths
43

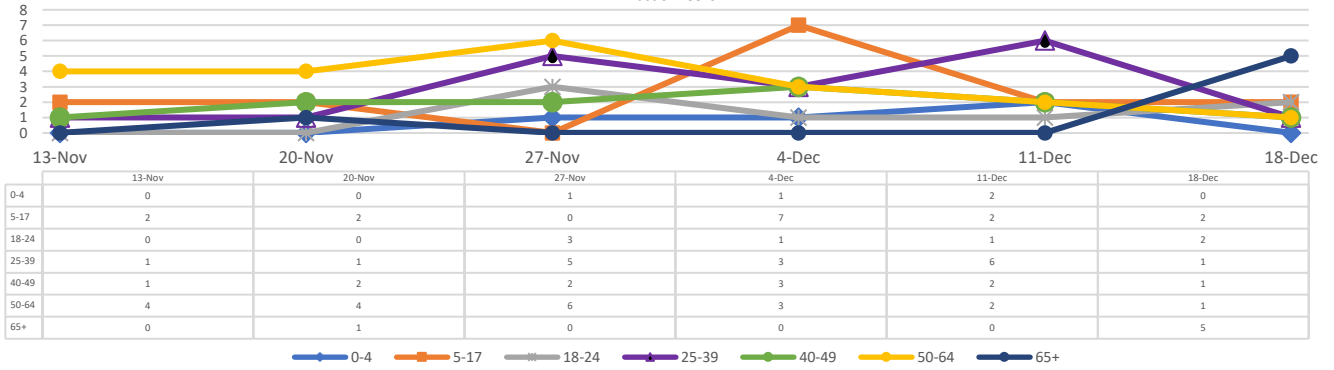
Total Incidence
(cases per 100,000)
17773.7

***For the current COVID-19 County-Level of Community Transmission, see below**

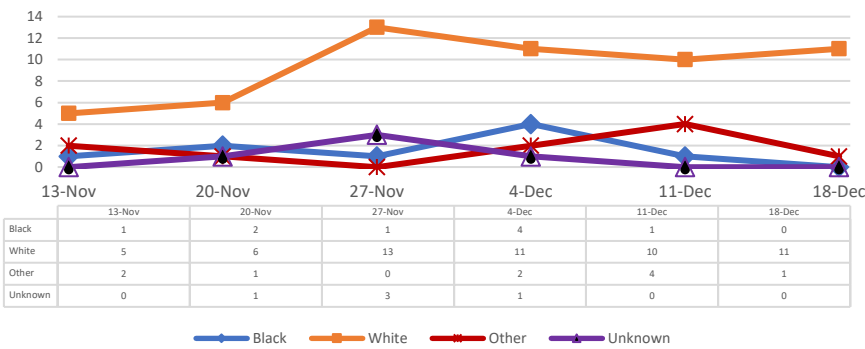
**Total Cases and Deaths, Through December 18, 2021



Total Cases, By Age Past 6 Weeks



Total Cases, By Race Past 6 Weeks



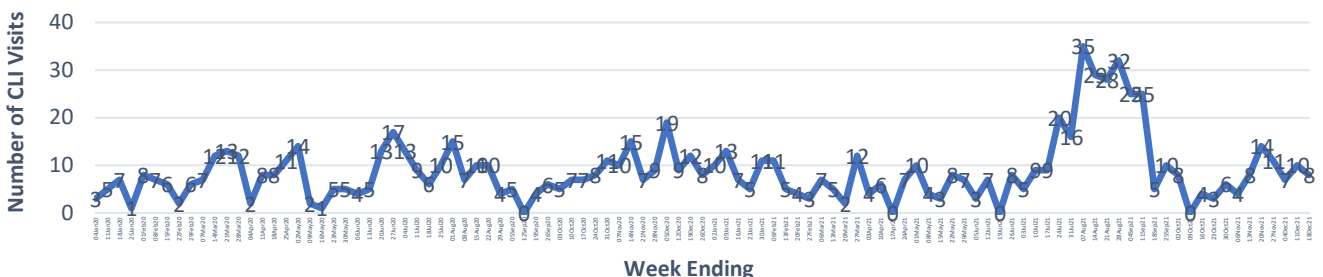
12/12/2021 – 12/18/2021

# Cases via Suspected Community Transmission	12
# Cases via Outbreaks	0

Outbreak Explanation

During the week of 12/12-12/18, there were no cases/patients associated with an outbreak.

COVID-19-Like Illness (CLI) Visits Lawrence County, Mississippi Jan. 04, 2020 - Dec. 18, 2021



*Website Link for current COVID-19 County-Level of Community Transmission:
<https://covid.cdc.gov/covid-data-tracker/#county-view>