

YALOBUSHA COUNTY WEEKLY COVID-19 SNAPSHOT

WEEK ENDING NOVEMBER 06, 2021



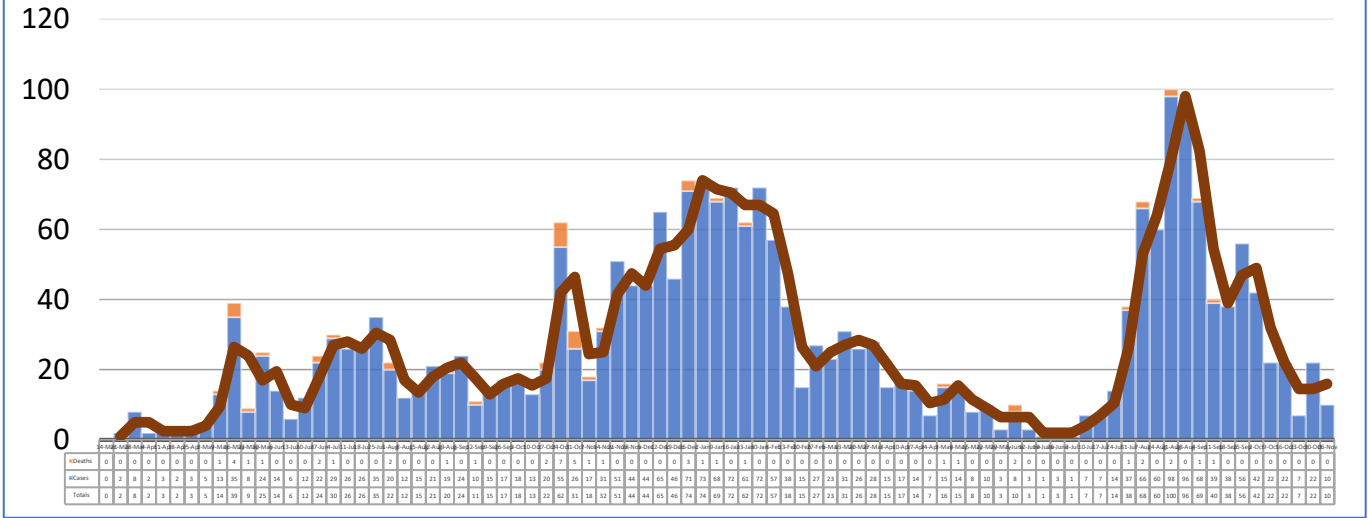
Total Cases
2,397

Total Deaths
47

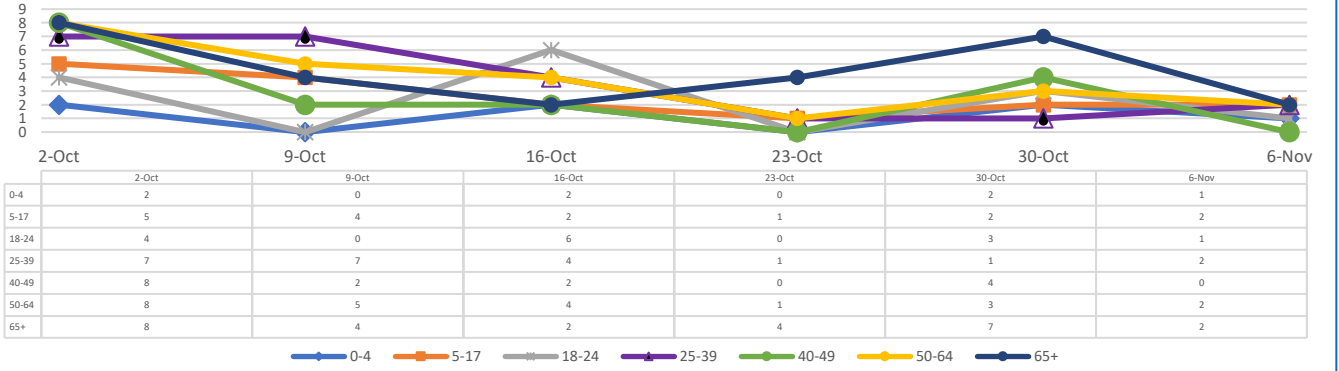
Total Incidence
(cases per 100,000)
19796.8

***For the current COVID-19 County-Level of Community Transmission, see below**

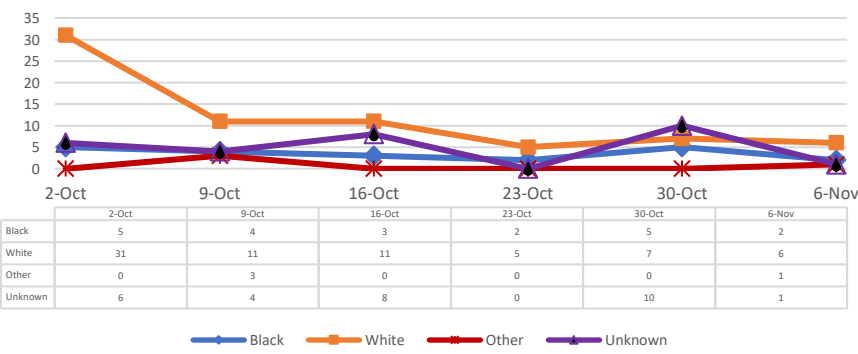
**Total Cases and Deaths, Through November 06, 2021



Total Cases, By Age Past 6 Weeks



Total Cases, By Race Past 6 Weeks



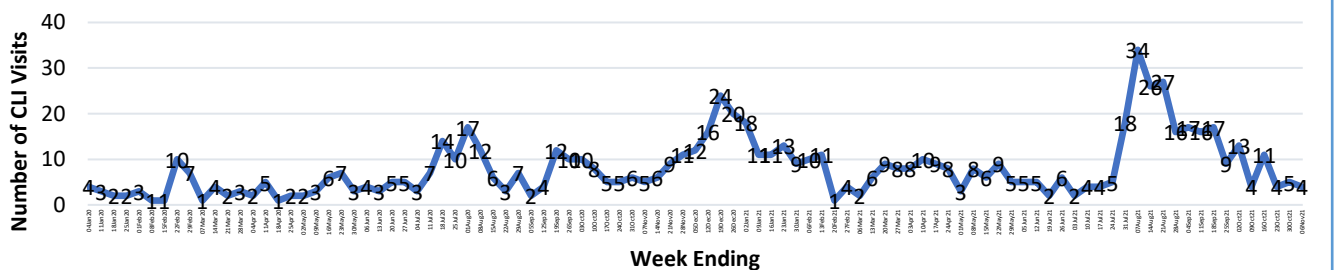
10/31/2021 – 11/06/2021

# Cases via Suspected Community Transmission	10
# Cases via Outbreaks	0

Outbreak Explanation

During the week of 10/31-11/06, there were no cases/patients associated with an outbreak.

COVID-19-Like Illness (CLI) Visits Yalobusha County, Mississippi Jan. 04, 2020 - Nov. 06, 2021



*Website Link for current COVID-19 County-Level of Community Transmission:
<https://covid.cdc.gov/covid-data-tracker/#county-view>