

COVINGTON COUNTY WEEKLY COVID-19 SNAPSHOT

WEEK ENDING OCTOBER 23, 2021



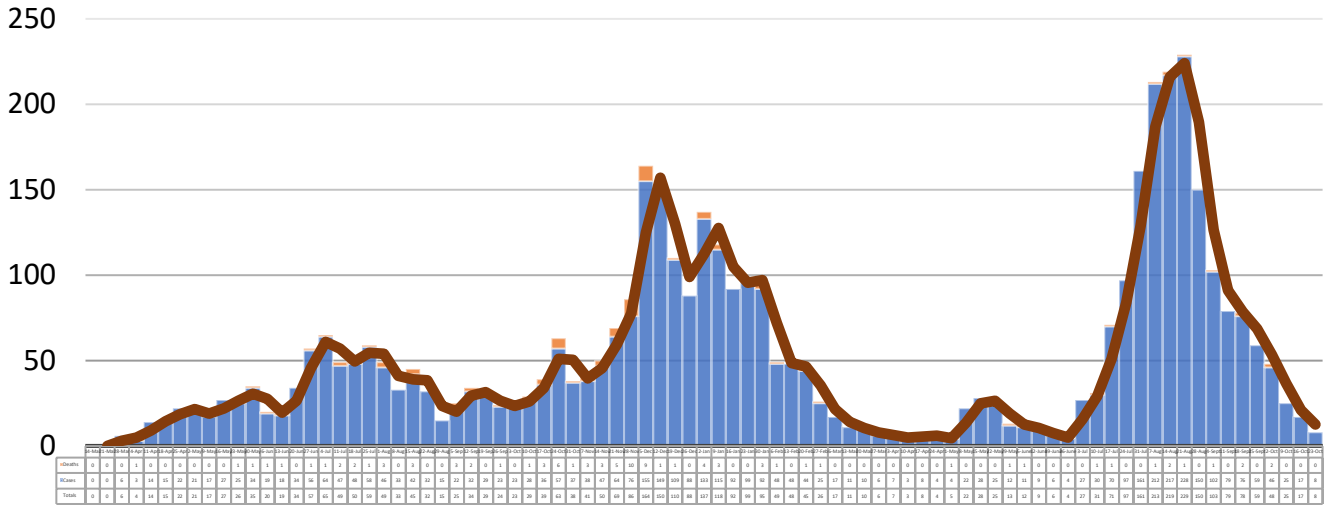
Total Cases
4290

Total Deaths
94

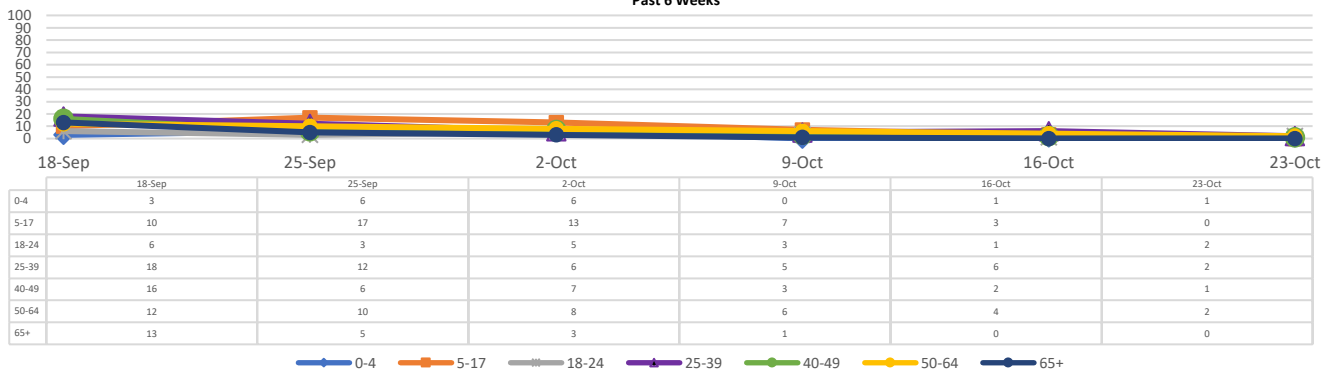
Total Incidence
(cases per 100,000)
23020.0

***For the current COVID-19 County-Level of Community Transmission, see below**

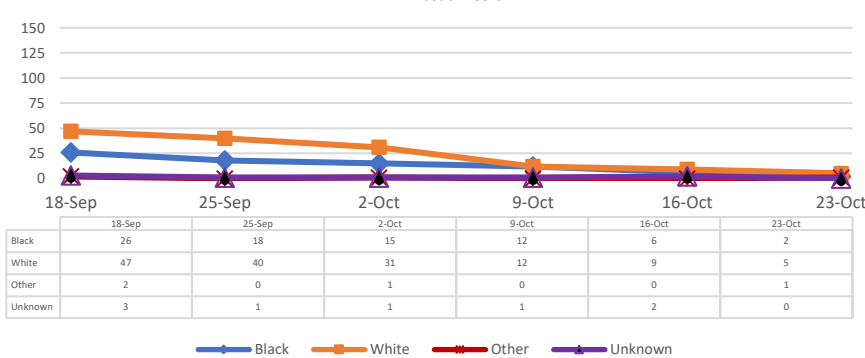
**Total Cases and Deaths, Through October 23, 2021



Total Cases, By Age Past 6 Weeks



Total Cases, By Race Past 6 Weeks



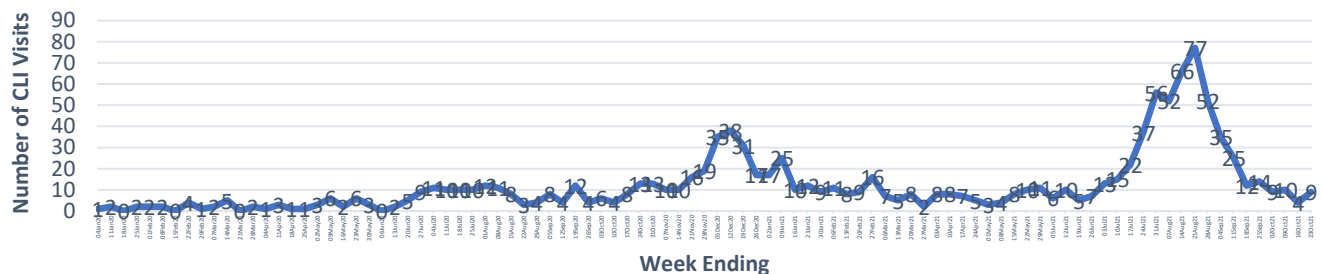
10/17/2021 – 10/23/2021

| | |
|--|---|
| # Cases via Suspected Community Transmission | 8 |
| # Cases via Outbreaks | 0 |

Outbreak Explanation

During the week of 10/17-10/23, there were no cases/patients associated with an outbreak.

COVID-19-Like Illness (CLI) Visits Covington County, Mississippi Jan. 04, 2020 - Oct. 23, 2021



*Website Link for current COVID-19 County-Level of Community Transmission: <https://covid.cdc.gov/covid-data-tracker/#county-view>