

# YALOBUSHA COUNTY WEEKLY COVID-19 SNAPSHOT

WEEK ENDING OCTOBER 9, 2021



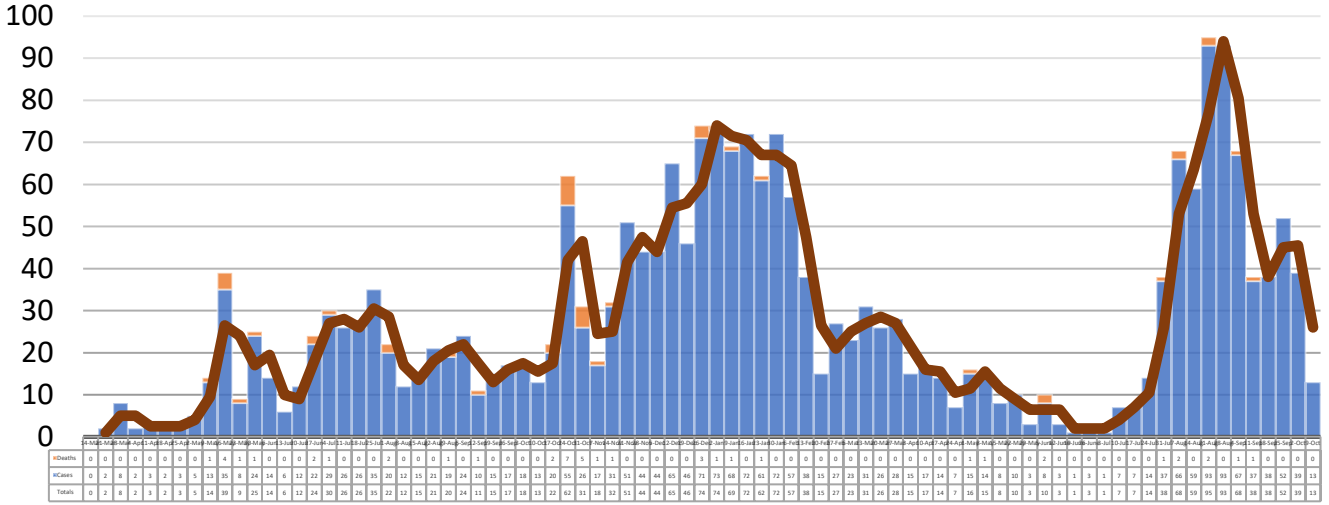
**Total Cases**  
**2308**

**Total Deaths**  
**47**

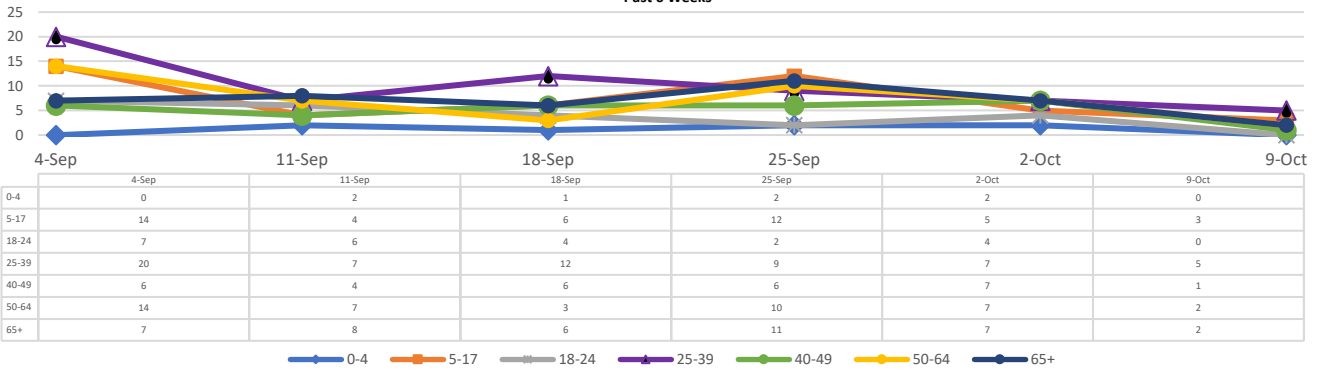
**Total Incidence**  
(cases per 100,000)  
**19061.8**

**\*Test Positivity Rate**  
**6.9%**  
(9/22-10/5)

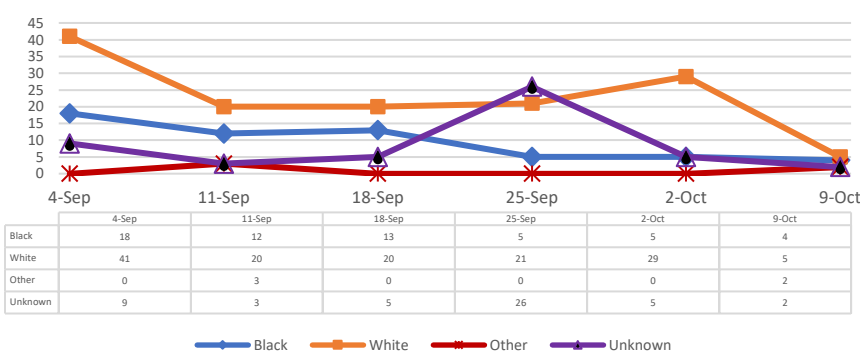
## \*\*Total Cases and Deaths, Through October 9, 2021



### Total Cases, By Age Past 6 Weeks



### Total Cases, By Race Past 6 Weeks



### 10/3/2021 – 10/9/2021

# Cases via Suspected Community Transmission	12
# Cases via Outbreaks	1

#### Outbreak Explanation

During the week of 10/3-10/9, one (1) case/patient was associated with an outbreak in a Long-Term Care Facility (LTCF).

### COVID-19-Like Illness (CLI) Visits Yalobusha County, Mississippi Jan. 04, 2020 - Oct. 09, 2021



\*Counties with test percent positivity <5.0% or with <20 tests in past 14 days: Green; test percent positivity 5.0%-10.0% or with <500 tests and <2000 tests/100k and >10% positivity over 14 days: Yellow; >10.0% and not meeting the criteria for "Green" or "Yellow": Red. Test positivity is rounded to the nearest tenth of a percent before classifying. Reference: [Centers for Medicare and Medicaid Services](https://www.cms.gov/medicare/medicaid-support/medicaid-services)

\*\*Provisional Data: Illnesses occurring during the last two weeks may not yet have been reported and/or represented.