

CLAY COUNTY WEEKLY COVID-19 SNAPSHOT

WEEK ENDING OCTOBER 2, 2021



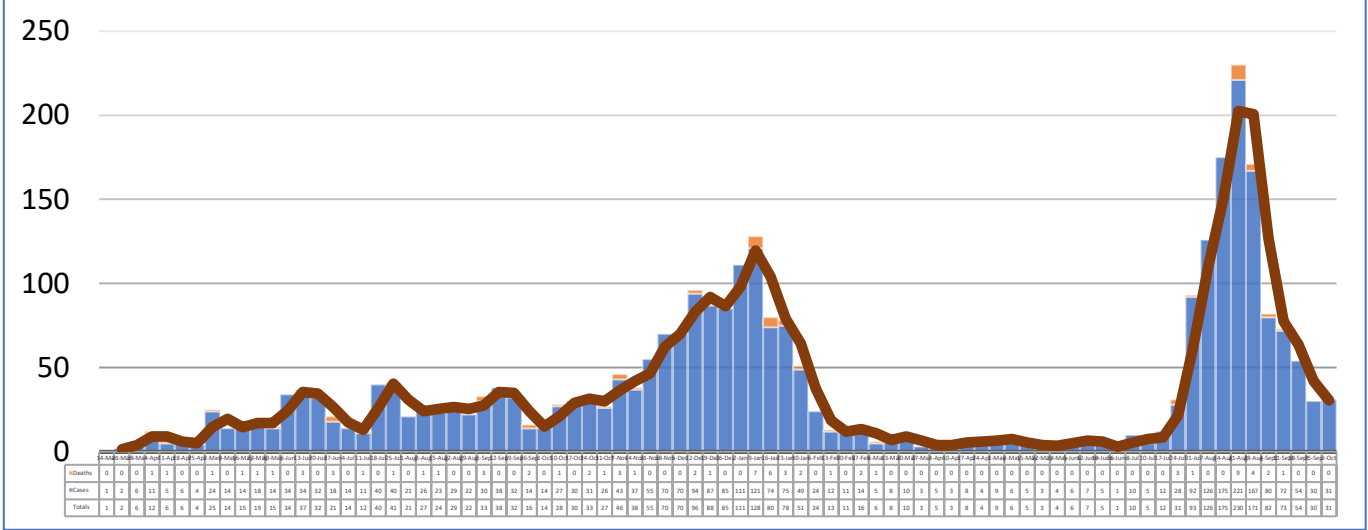
Total Cases
3006

Total Deaths
74

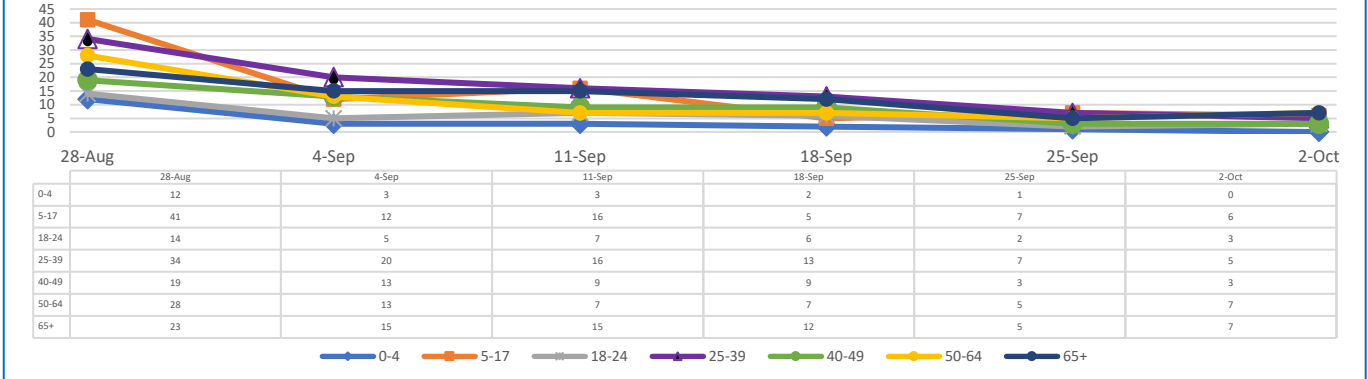
Total Incidence
(cases per 100,000)
15562.2

***Test Positivity Rate**
9.4%
(9/15-9/28)

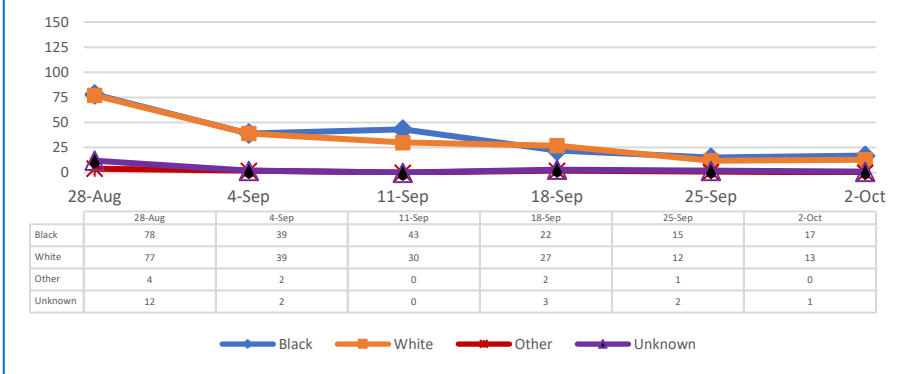
**Total Cases and Deaths, Through October 2, 2021



Total Cases, By Age Past 6 Weeks



Total Cases, By Race Past 6 Weeks



9/26/2021 – 10/2/2021

# Cases via Suspected Community Transmission	30
# Cases via Outbreaks	1

Outbreak Explanation

During the week of 9/26-10/2, one (1) case/patient was associated with an outbreak in a Long-Term Care Facility (LTCF).

COVID-19-Like Illness (CLI) Visits Clay County, Mississippi Jan. 04, 2020 - Oct. 02, 2021



*Counties with test percent positivity <5.0% or with <20 tests in past 14 days: Green; test percent positivity 5.0%-10.0% or with <500 tests and <2000 tests/100k and >10% positivity over 14 days: Yellow; >10.0% and not meeting the criteria for "Green" or "Yellow": Red. Test positivity is rounded to the nearest tenth of a percent before classifying. Reference: [Centers for Medicare and Medicaid Services](https://www.cms.gov/medicare/coverage/coverage-guides/medicare-coverage-analyses/mcas-2019-2020)

**Provisional Data: Illnesses occurring during the last two weeks may not yet have been reported and/or represented.