

# CLAY COUNTY WEEKLY COVID-19 SNAPSHOT

WEEK ENDING SEPTEMBER 18, 2021



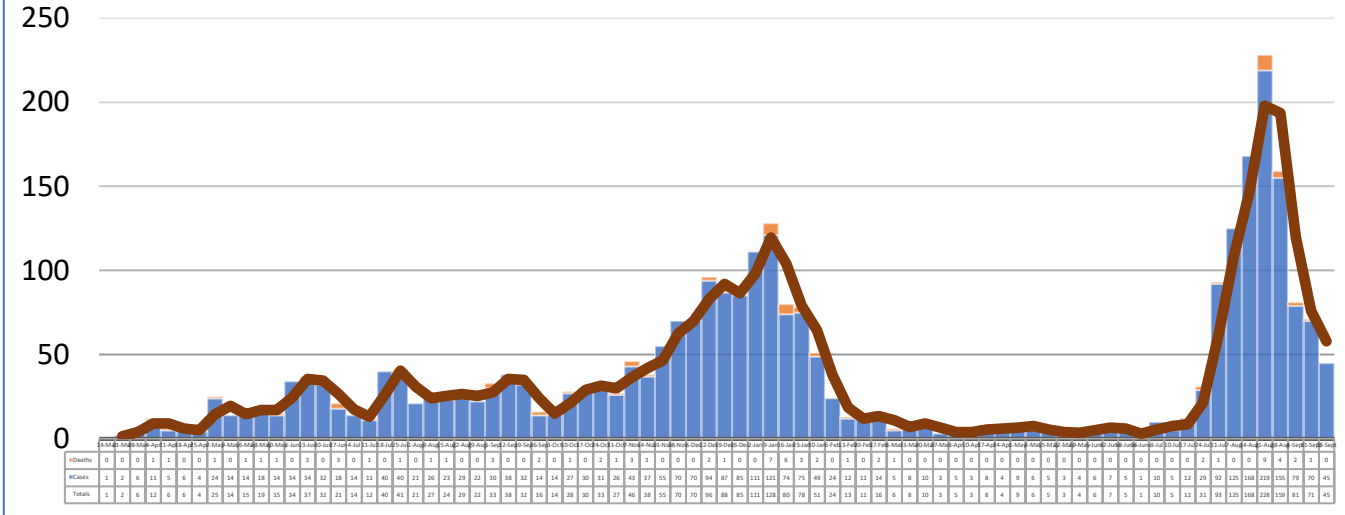
**Total Cases**  
**2911**

**Total Deaths**  
**73**

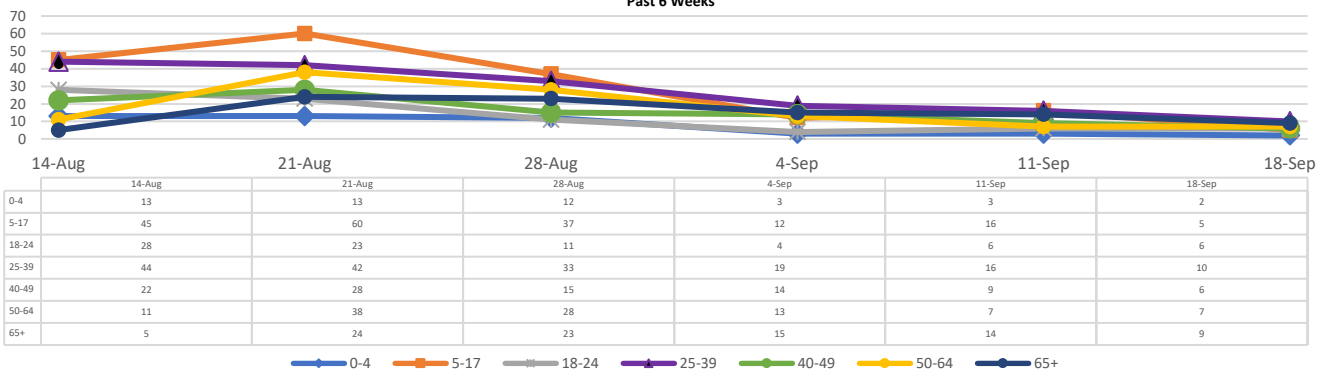
**Total Incidence**  
(cases per 100,000)  
**15070.4**

**\*Test Positivity Rate**  
**12.7%**  
(9/1-914)

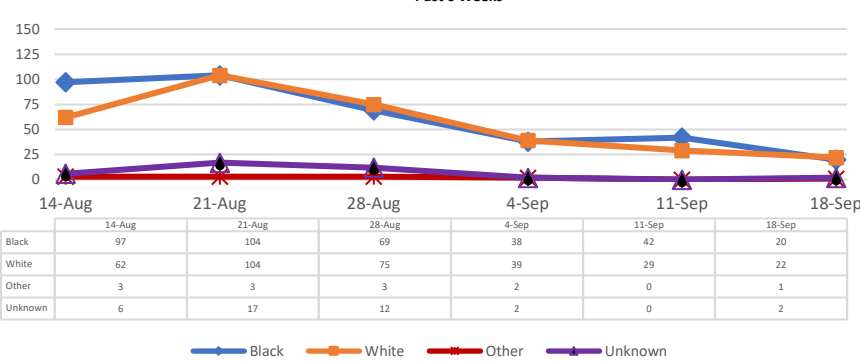
## \*\*Total Cases and Deaths, Through September 18, 2021



### Total Cases, By Age Past 6 Weeks



### Total Cases, By Race Past 6 Weeks



### 9/12/2021 – 9/18/2021

# Cases via Suspected Community Transmission	45
# Cases via Outbreaks	0

#### Outbreak Explanation

During the week of 9/12-9/18, there were no cases/patients associated with an outbreak.

### COVID-19-Like Illness (CLI) Visits Clay County, Mississippi Jan. 04, 2020 - Sept. 18, 2021



\*Counties with test percent positivity <5.0% or with <20 tests in past 14 days: Green; test percent positivity 5.0%-10.0% or with <500 tests and <2000 tests/100k and >10% positivity over 14 days: Yellow; >10.0% and not meeting the criteria for "Green" or "Yellow": Red. Test positivity is rounded to the nearest tenth of a percent before classifying. Reference: [Centers for Medicare and Medicaid Services](#)

\*\*Provisional Data: Illnesses occurring during the last two weeks may not yet have been reported and/or represented.