

LOWNDES COUNTY WEEKLY COVID-19 SNAPSHOT

WEEK ENDING SEPTEMBER 11, 2021



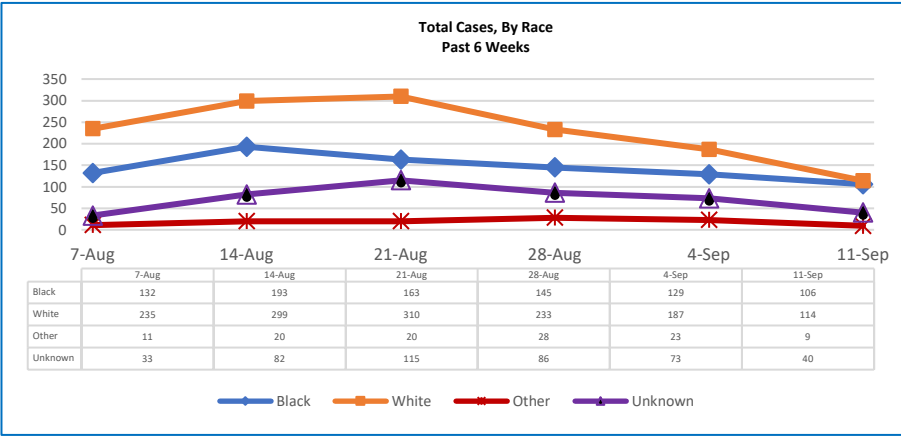
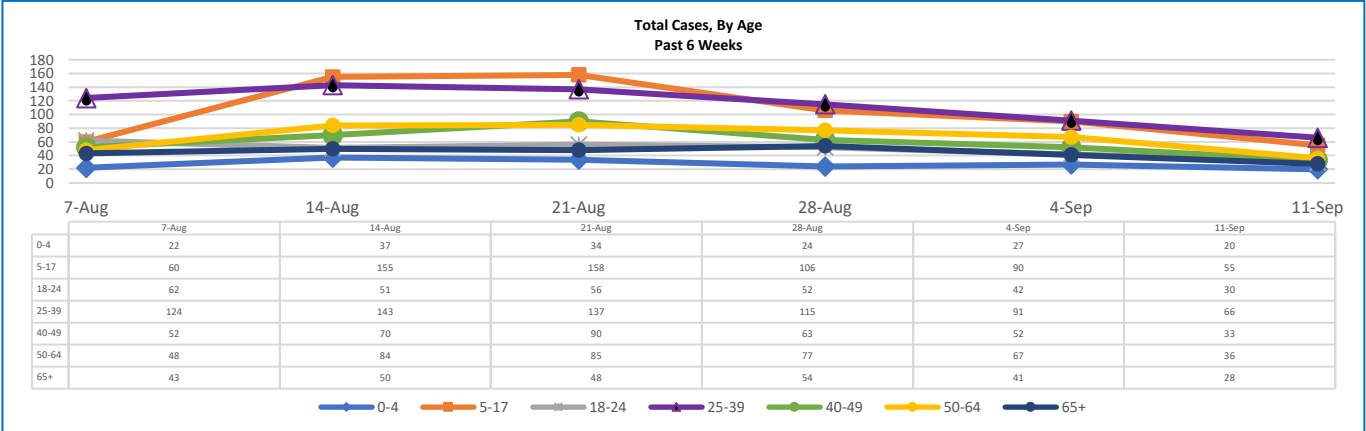
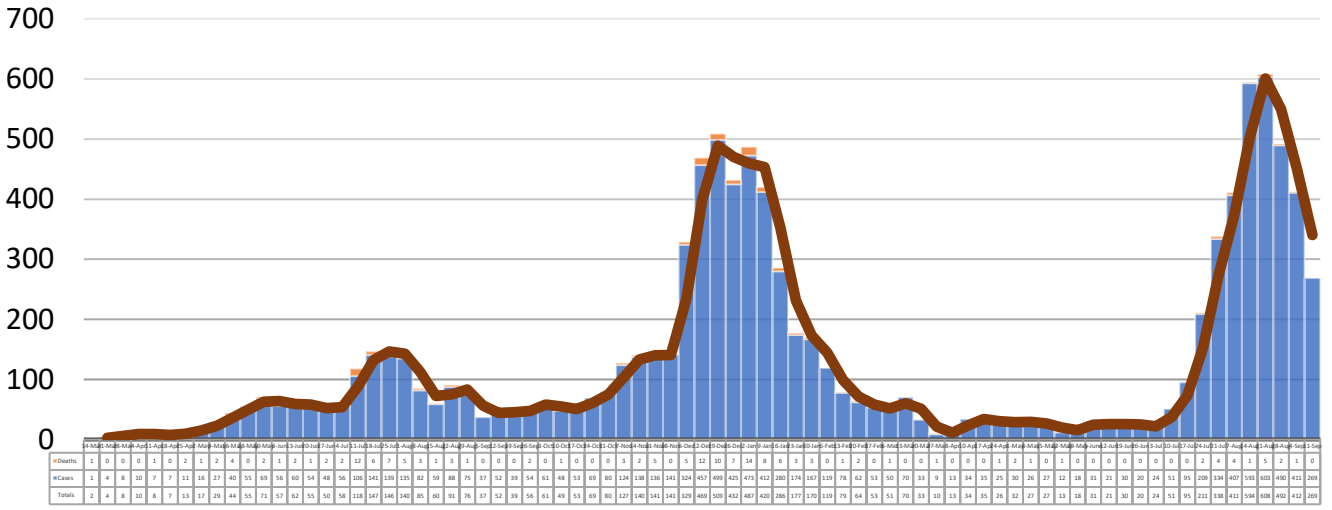
Total Cases
10,051

Total Deaths
169

Total Incidence
(cases per 100,000)
17153.3

***Test Positivity Rate**
21.4%
(8/25-9/7)

****Total Cases and Deaths, Through September 11, 2021**

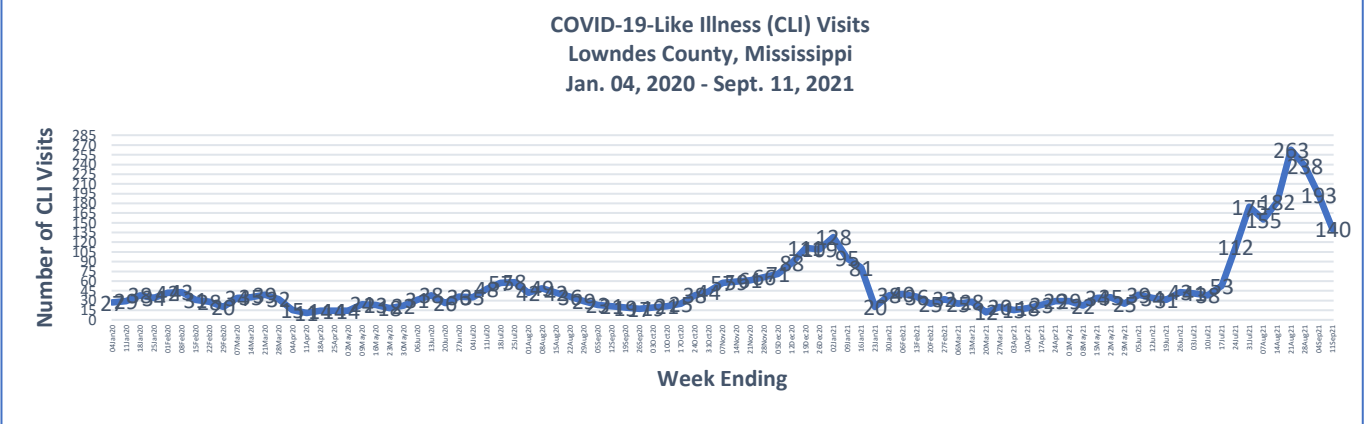


9/5/2020 – 9/11/2021

# Cases via Suspected Community Transmission	262
# Cases via Outbreaks	7

Outbreak Explanation

During the week of 9/5-9/11, seven (7) cases/patients were associated with outbreaks in Long-Term Care Facilities (LTCF).



*Counties with test percent positivity <5.0% or with <20 tests in past 14 days: Green; test percent positivity 5.0%-10.0% or with <500 tests and <2000 tests/100k and >10% positivity over 14 days: Yellow; >10.0% and not meeting the criteria for “Green” or “Yellow”: Red. Test positivity is rounded to the nearest tenth of a percent before classifying. Reference: [Centers for Medicare and Medicaid Services](#)

**Provisional Data: Illnesses occurring during the last two weeks may not yet have been reported and/or represented.