

# LEFLORE COUNTY WEEKLY COVID-19 SNAPSHOT

WEEK ENDING SEPTEMBER 11, 2021

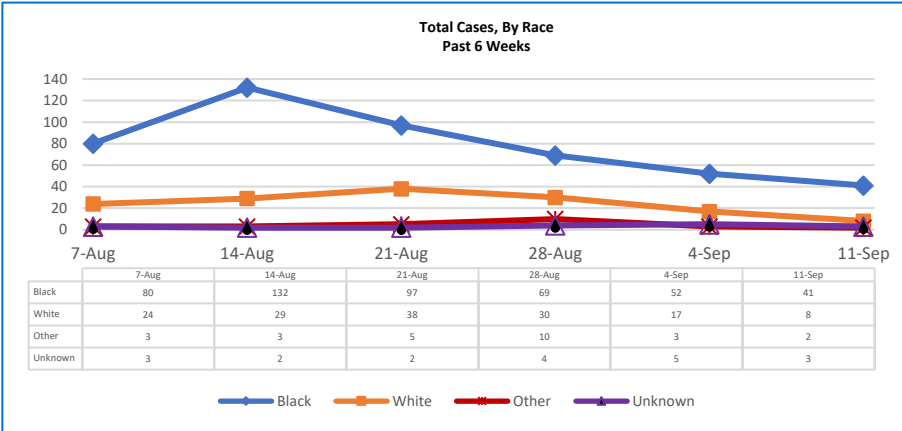
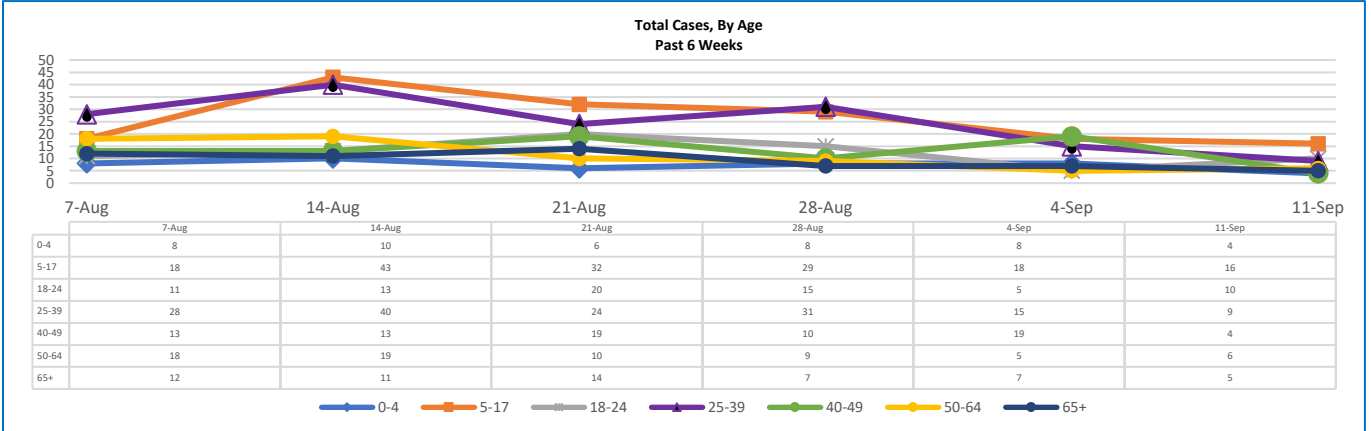
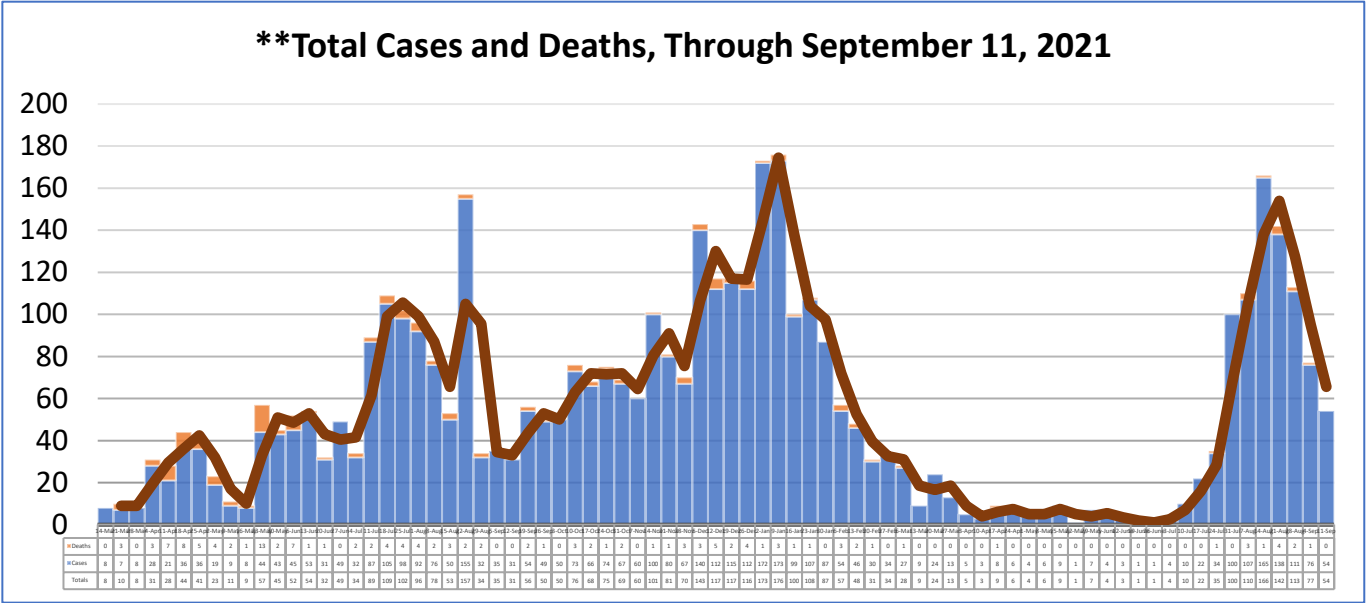


**Total Cases**  
**4349**

**Total Deaths**  
**138**

**Total Incidence**  
(cases per 100,000)  
**15431.3**

**\*Test Positivity Rate**  
**14.1%**  
(8/25-9/7)

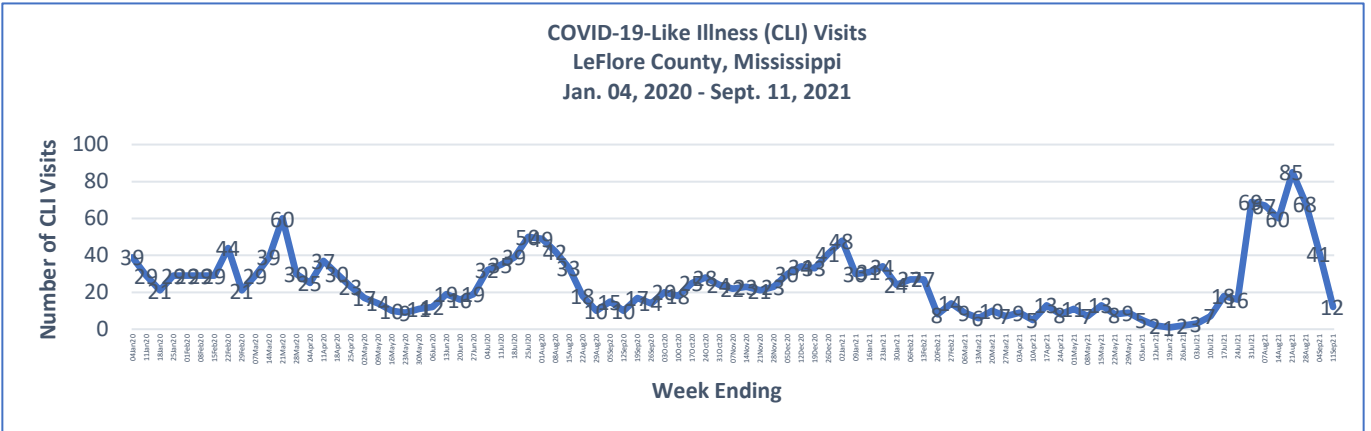


**9/5/2020 – 9/11/2021**

# Cases via Suspected Community Transmission	51
# Cases via Outbreaks	3

**Outbreak Explanation**

During the week of 9/5-9/11, two (2) cases/patients were associated with an outbreak in a Long-Term Care Facility (LTCF); one (1) case was associated with a pending outbreak investigation.



\*Counties with test percent positivity <5.0% or with <20 tests in past 14 days: Green; test percent positivity 5.0%-10.0% or with <500 tests and <2000 tests/100k and >10% positivity over 14 days: Yellow; >10.0% and not meeting the criteria for "Green" or "Yellow": Red. Test positivity is rounded to the nearest tenth of a percent before classifying. Reference: [Centers for Medicare and Medicaid Services](#)

\*\*Provisional Data: Illnesses occurring during the last two weeks may not yet have been reported and/or represented.