

CLAY COUNTY WEEKLY COVID-19 SNAPSHOT

WEEK ENDING SEPTEMBER 11, 2021



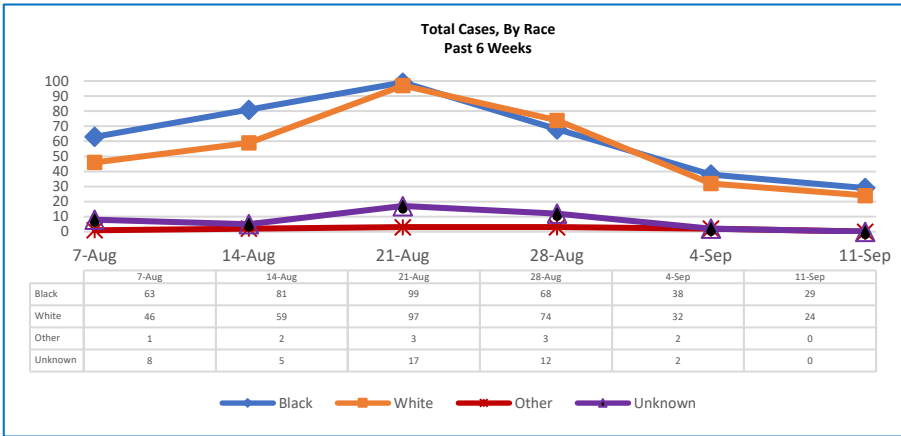
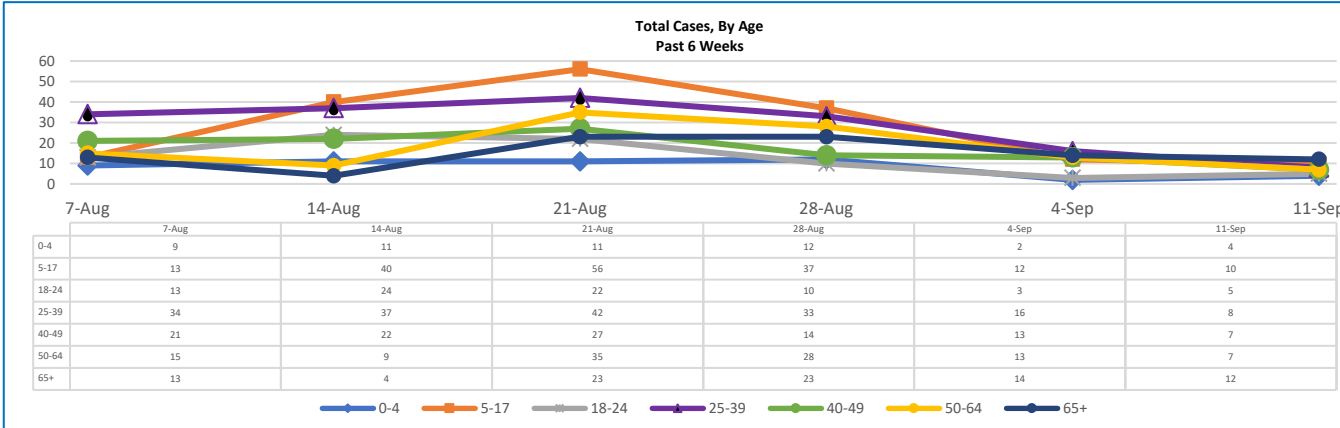
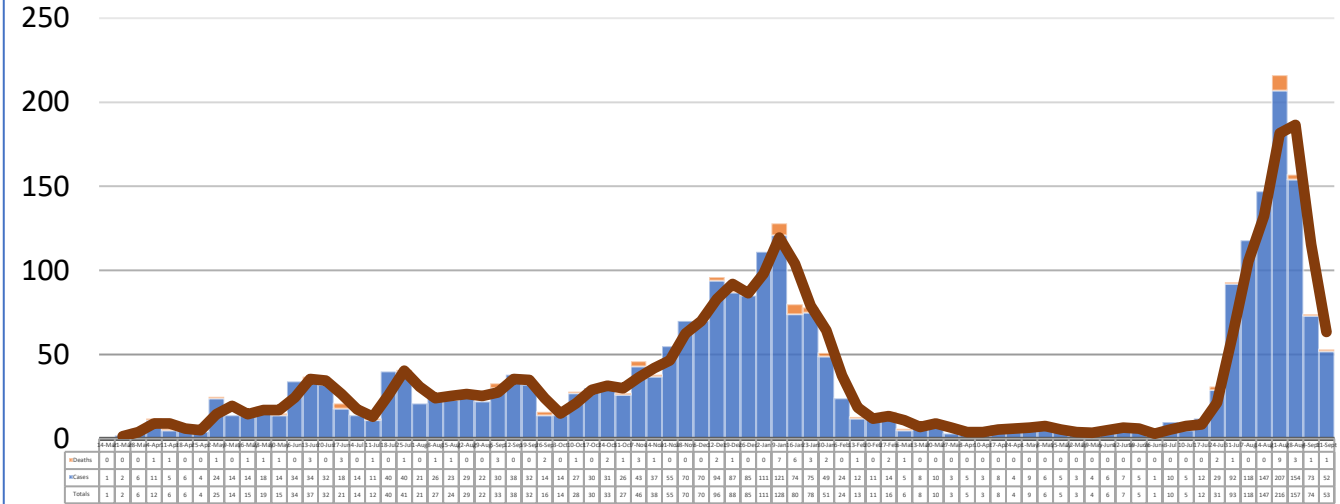
Total Cases
2799

Total Deaths
71

Total Incidence
(cases per 100,000)
14490.6

***Test Positivity Rate**
13.2%
(8/25-9/7)

**Total Cases and Deaths, Through September 11, 2021

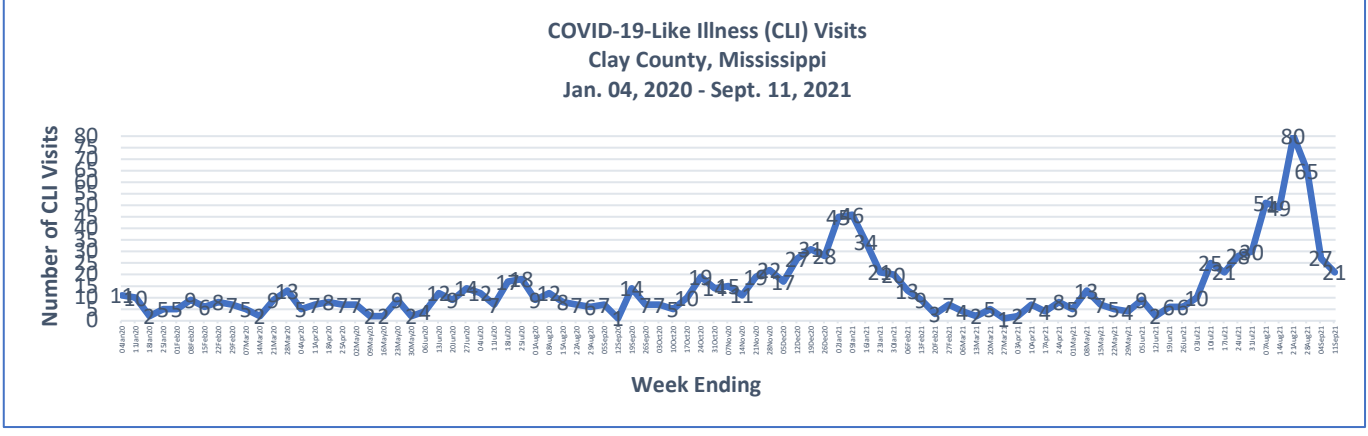


9/5/2021 – 9/11/2021

# Cases via Suspected Community Transmission	52
# Cases via Outbreaks	1

Outbreak Explanation

During the week of 9/5-9/11, one (1) case/patient was associated with an outbreak in a residential care facility.



*Counties with test percent positivity <5.0% or with <20 tests in past 14 days: Green; test percent positivity 5.0%-10.0% or with <500 tests and <2000 tests/100k and >10% positivity over 14 days: Yellow; >10.0% and not meeting the criteria for "Green" or "Yellow": Red. Test positivity is rounded to the nearest tenth of a percent before classifying. Reference: [Centers for Medicare and Medicaid Services](#)

**Provisional Data: Illnesses occurring during the last two weeks may not yet have been reported and/or represented.