

LAWRENCE COUNTY WEEKLY COVID-19 SNAPSHOT



WEEK ENDING SEPTEMBER 4, 2021

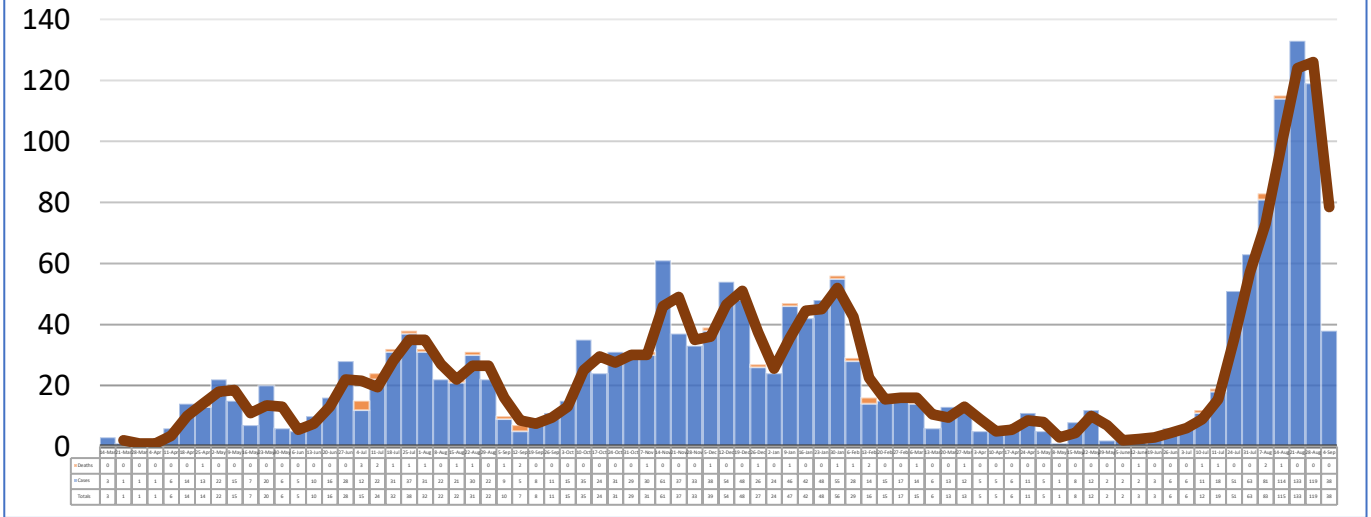
Total Cases
1956

Total Deaths
30

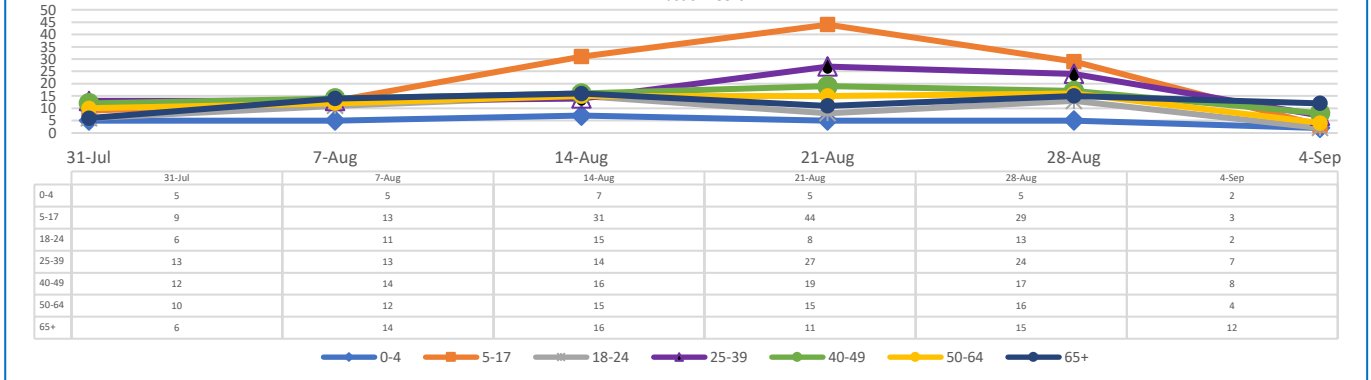
Total Incidence
(cases per 100,000)
15541.1

***Test Positivity Rate**
21.6%
(8/18-8/31)

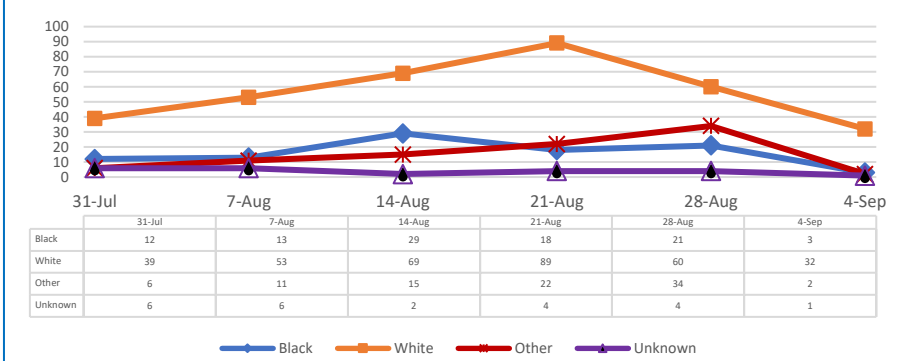
**Total Cases and Deaths, Through September 4, 2021



Total Cases, By Age Past 6 Weeks



Total Cases, By Race Past 6 Weeks



8/29/2021 – 9/4/2021

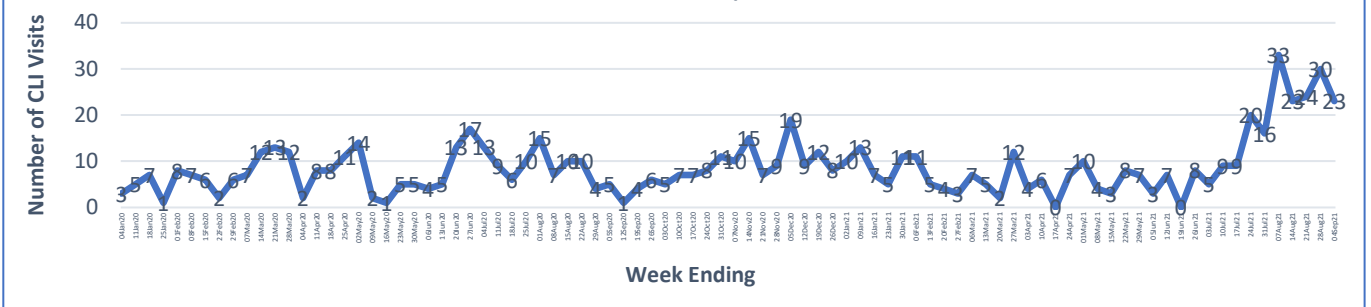
Cases via Suspected Community Transmission: **38**

Cases via Outbreaks: **0**

Outbreak Explanation

During the week of 8/29-9/4, there were no cases/patients associated with an outbreak.

COVID-19-Like Illness (CLI) Visits Lawrence County, Mississippi Jan. 04, 2020 - Sept. 04, 2021



*Counties with test percent positivity <5.0% or with <20 tests in past 14 days: Green; test percent positivity 5.0%-10.0% or with <500 tests and <2000 tests/100k and >10% positivity over 14 days: Yellow; >10.0% and not meeting the criteria for "Green" or "Yellow": Red. Test positivity is rounded to the nearest tenth of a percent before classifying. Reference: [Centers for Medicare and Medicaid Services](#)

*Provisional Data: Illnesses occurring during the last two weeks may not yet have been reported and/or represented.