

# COPIAH COUNTY WEEKLY COVID-19 SNAPSHOT

WEEK ENDING SEPTEMBER 4, 2021



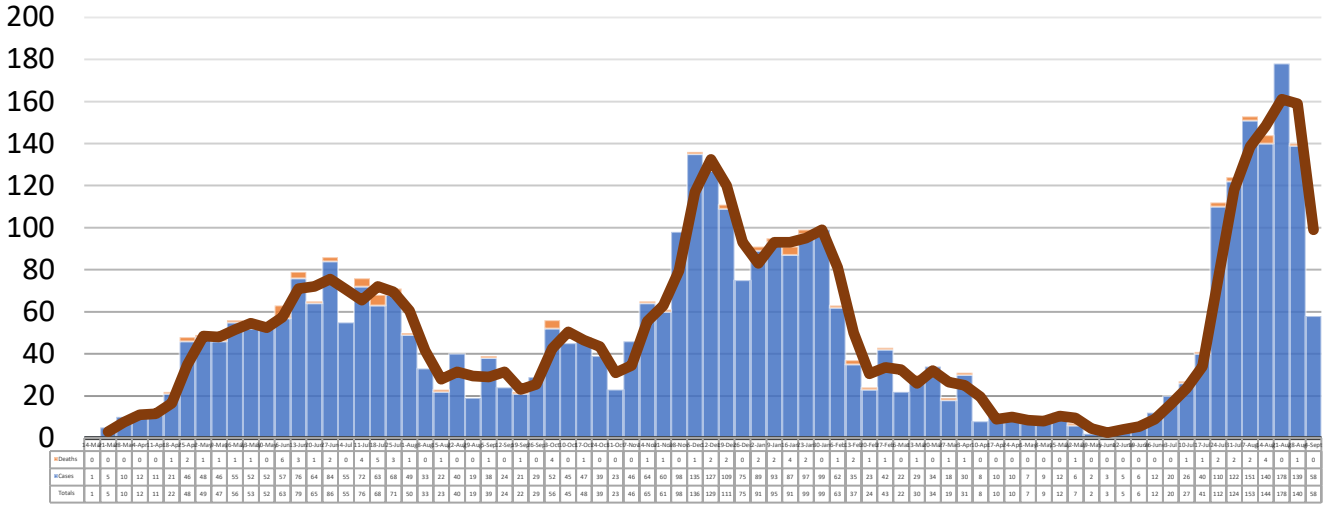
**Total Cases**  
**4009**

**Total Deaths**  
**79**

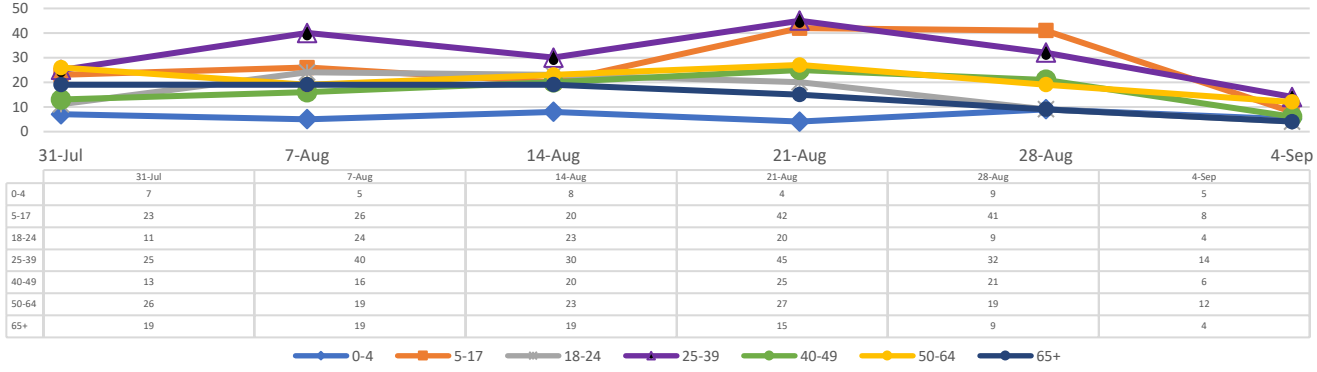
**Total Incidence**  
(cases per 100,000)  
**14284.7**

**\*Test Positivity Rate**  
**13.8%**  
(8/18-8/31)

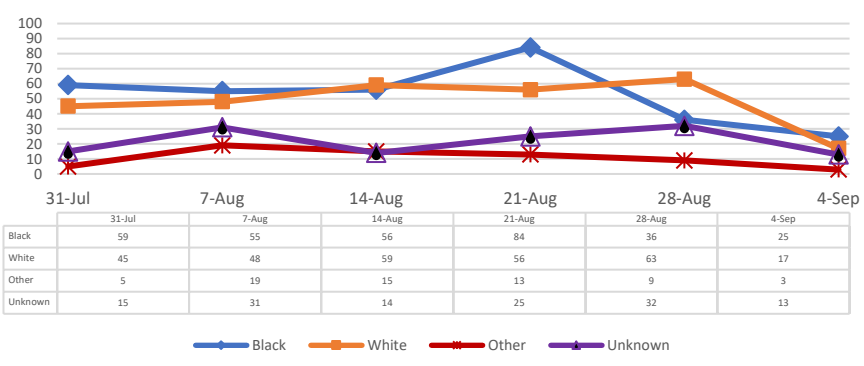
## \*\*Total Cases and Deaths, Through September 4, 2021



## Total Cases, By Age Past 6 Weeks



## Total Cases, By Race Past 6 Weeks



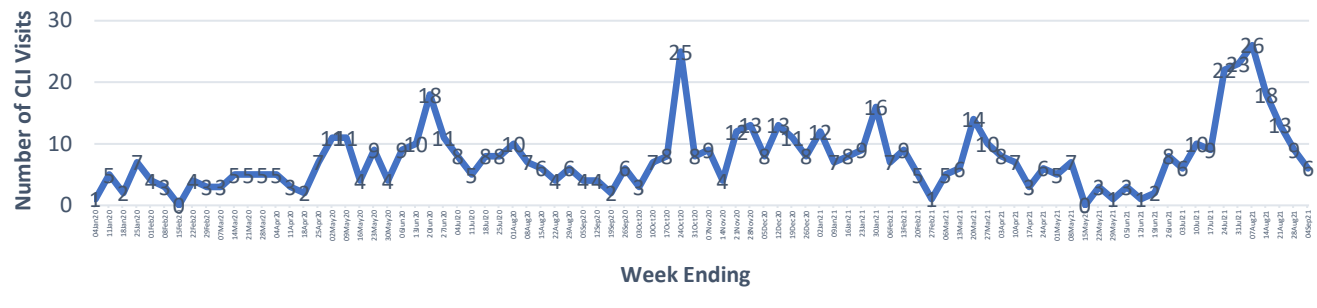
**8/29/2021 – 9/4/2021**

# Cases via Suspected Community Transmission	58
# Cases via Outbreaks	0

**Outbreak Explanation**

During the week of 8/29-9/4, there were no cases/patients associated with an outbreak.

## COVID-19-Like Illness (CLI) Visits Copiah County, Mississippi Jan. 04, 2020 - Sept. 04, 2021



\*Counties with test percent positivity <5.0% or with <20 tests in past 14 days: Green; test percent positivity 5.0%-10.0% or with <500 tests and <2000 tests/100k and >10% positivity over 14 days: Yellow; >10.0% and not meeting the criteria for "Green" or "Yellow": Red. Test positivity is rounded to the nearest tenth of a percent before classifying. Reference: [Centers for Medicare and Medicaid Services](#)

\*\*Provisional Data: Illnesses occurring during the last two weeks may not yet have been reported and/or represented.