

LEFLORE COUNTY WEEKLY COVID-19 SNAPSHOT

WEEK ENDING AUGUST 28, 2021



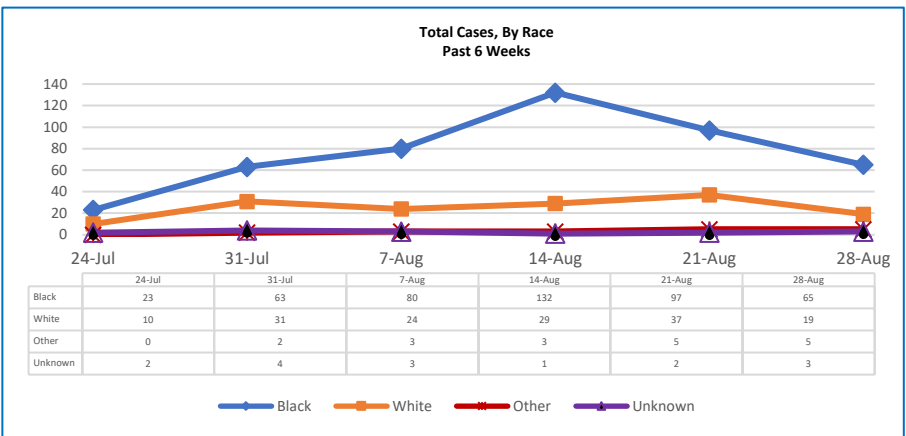
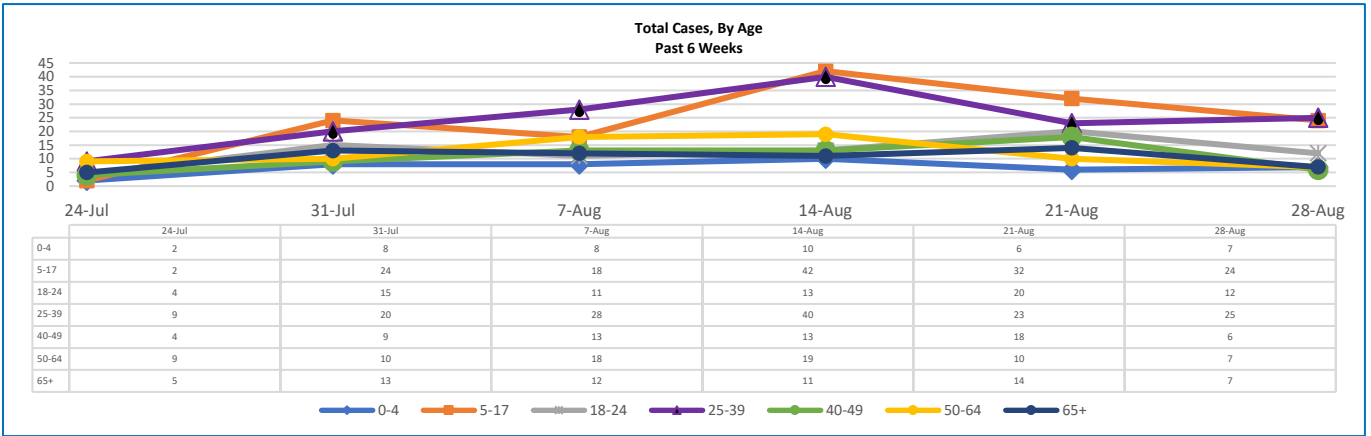
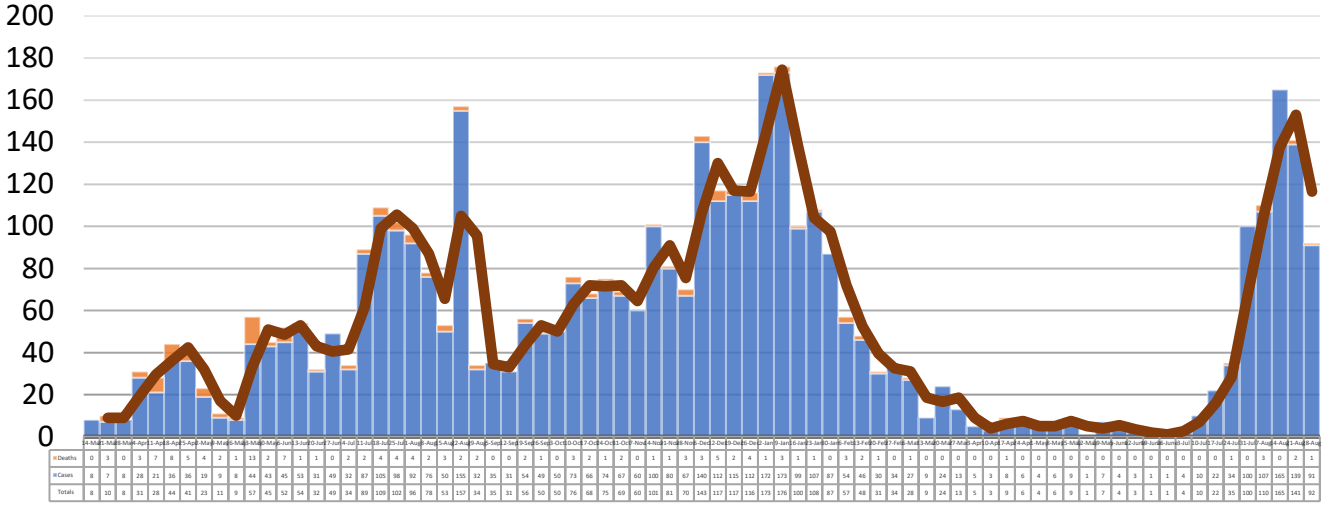
Total Cases
4195

Total Deaths
133

Total Incidence
(cases per 100,000)
14884.9

***Test Positivity Rate**
17.0%
(8/11-8/24)

**Total Cases and Deaths, Through August 28, 2021

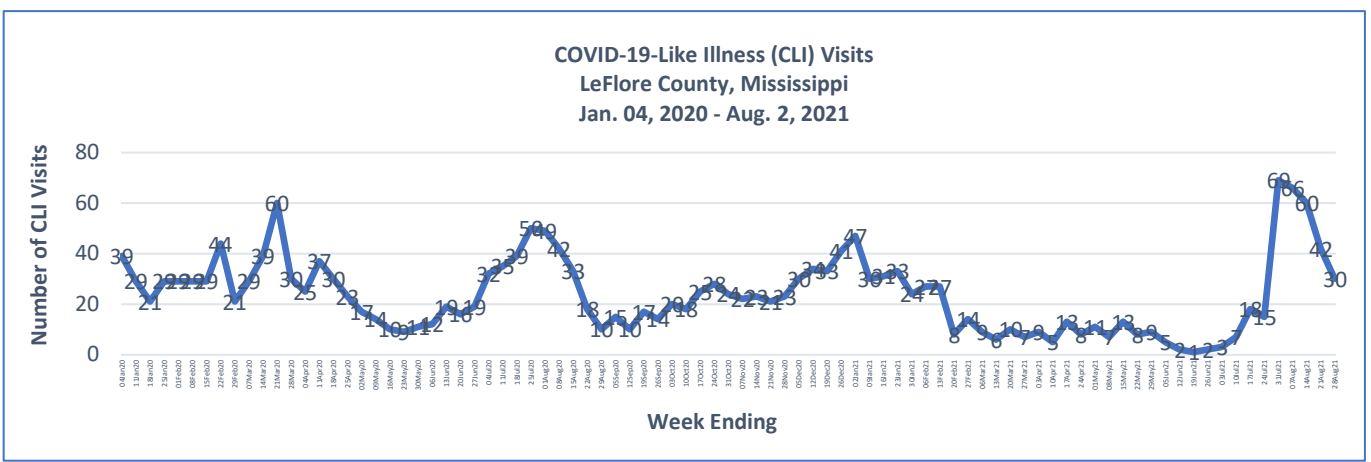


8/22/2020 – 8/28/2021

# Cases via Suspected Community Transmission	90
# Cases via Outbreaks	2

Outbreak Explanation

During the week of 8/22-8/28, one (1) case/patient was associated with an outbreak in a Long-Term Care Facility (LTCF); one (1) case was associated with a pending outbreak investigation.



*Counties with test percent positivity <5.0% or with <20 tests in past 14 days: Green; test percent positivity 5.0%-10.0% or with <500 tests and <2000 tests/100k and >10% positivity over 14 days: Yellow; >10.0% and not meeting the criteria for "Green" or "Yellow": Red. Test positivity is rounded to the nearest tenth of a percent before classifying. Reference: [Centers for Medicare and Medicaid Services](#)

**Provisional Data: Illnesses occurring during the last two weeks may not yet have been reported and/or represented.