

ITAWAMBA COUNTY WEEKLY COVID-19 SNAPSHOT



WEEK OF AUGUST 28, 2021

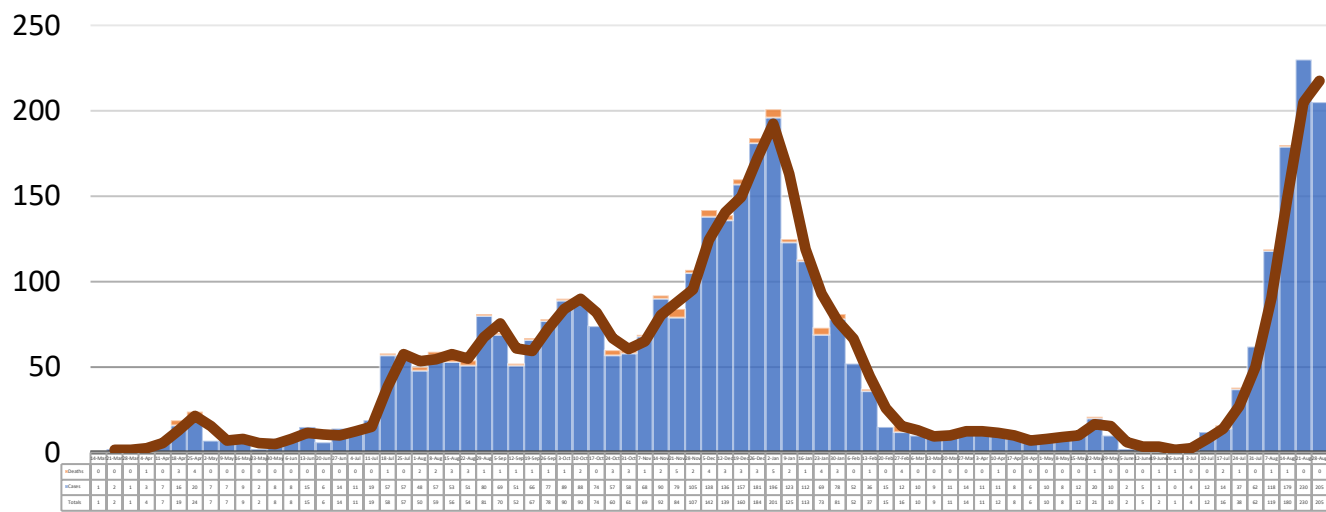
Total Cases
3929

Total Deaths
85

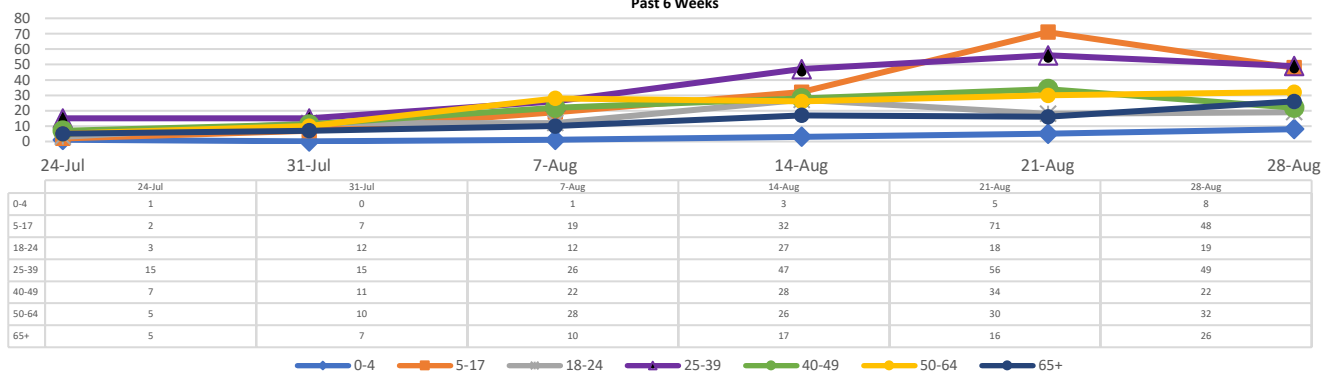
Total Incidence
(cases per 100,000)
16797.8

***Test Positivity Rate**
26.2%
(8/11-8/24)

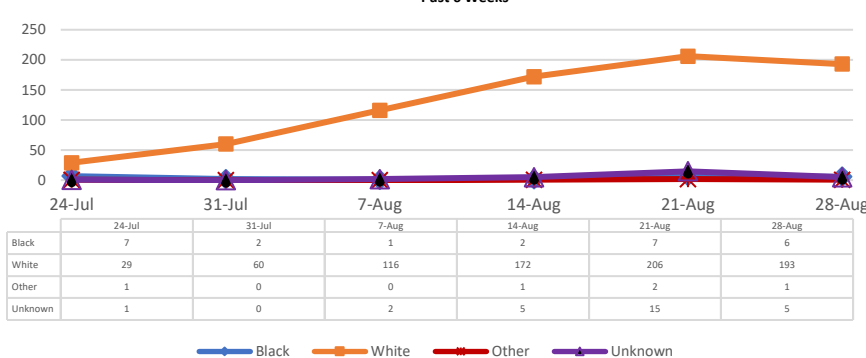
**Total Cases and Deaths, Through August 28, 2021



Total Cases, By Age Past 6 Weeks



Total Cases, By Race Past 6 Weeks



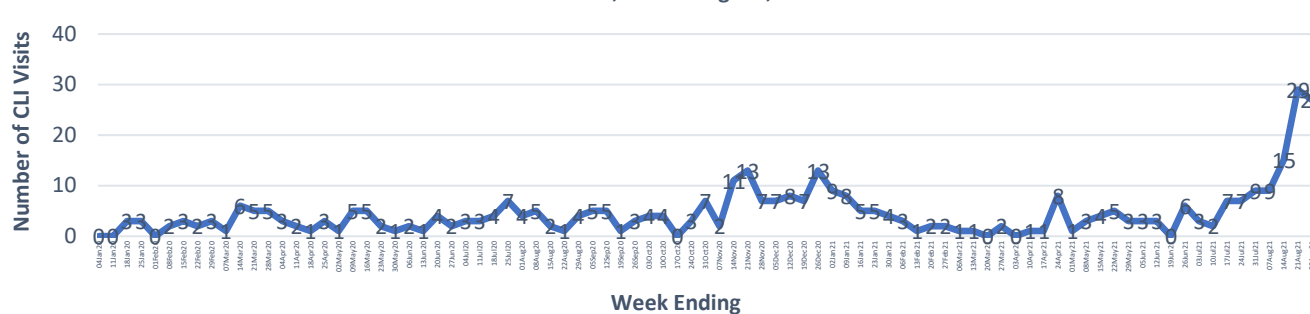
8/22/2021 – 8/28/2021

# Cases via Suspected Community Transmission	197
# Cases via Outbreaks	8

Outbreak Explanation

During the week of 8/22-8/28, five (5) cases/patients were associated with outbreaks in Long-Term Care Facilities (LTCF); one (1) case was associated with an outbreak in a residential care facility; two (2) cases were associated with pending outbreak investigations.

COVID-19-Like Illness (CLI) Visits Itawamba County, Mississippi Jan. 04, 2020 - Aug. 28, 2021



*Counties with test percent positivity <5.0% or with <20 tests in past 14 days: Green; test percent positivity 5.0%-10.0% or with <500 tests and <2000 tests/100k and >10% positivity over 14 days: Yellow; >10.0% and not meeting the criteria for “Green” or “Yellow”: Red. Test positivity is rounded to the nearest tenth of a percent before classifying. Reference: [Centers for Medicare and Medicaid Services](https://www.cdc.gov/media/releases/2021/s0816-covid-test-positivity.html)

**Provisional Data: Illnesses occurring during the last two weeks may not yet have been reported and/or represented.