

# WEBSTER COUNTY WEEKLY COVID-19 SNAPSHOT

WEEK ENDING AUGUST 21, 2021



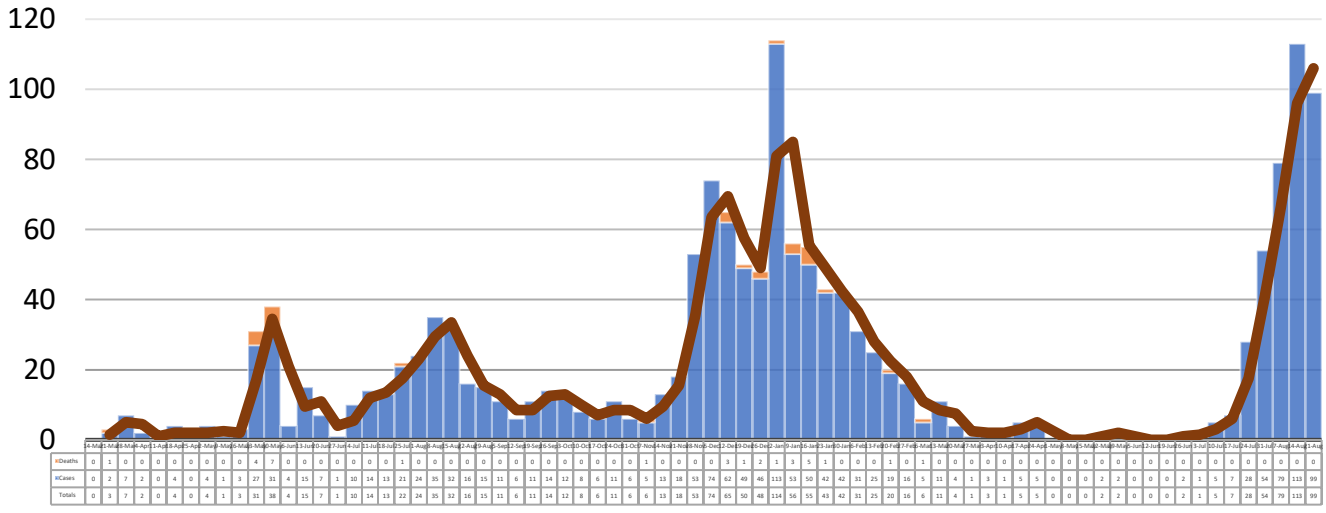
**Total Cases**  
**1544**

**Total Deaths**  
**32**

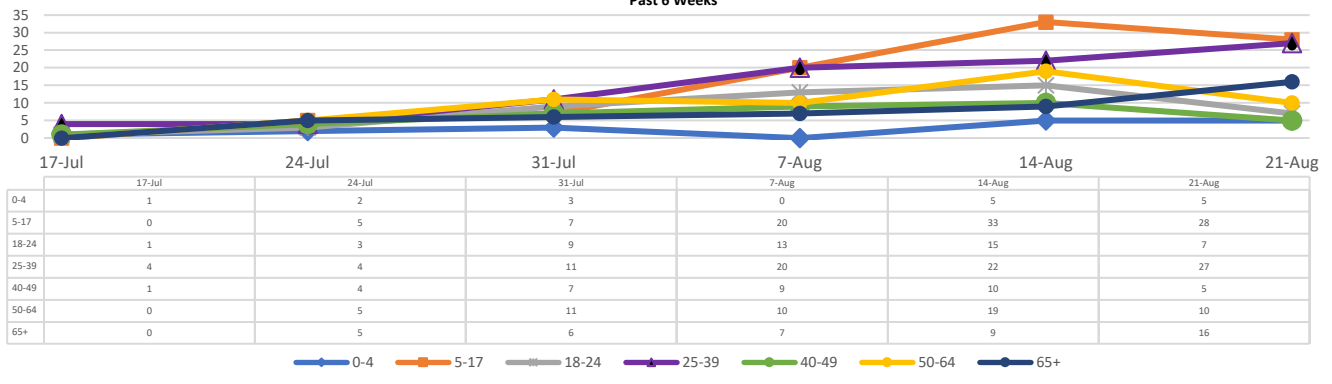
**Total Incidence**  
(cases per 100,000)  
**15935.6**

**\*Test Positivity Rate**  
**23.9%**  
(8/4-8/17)

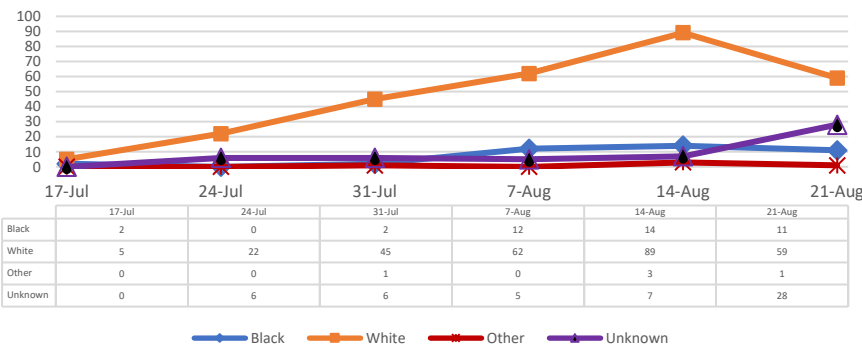
**\*\*Total Cases and Deaths, Through August 21, 2021**



**Total Cases, By Age Past 6 Weeks**



**Total Cases, By Race Past 6 Weeks**



**8/15/2021 – 8/21/2021**

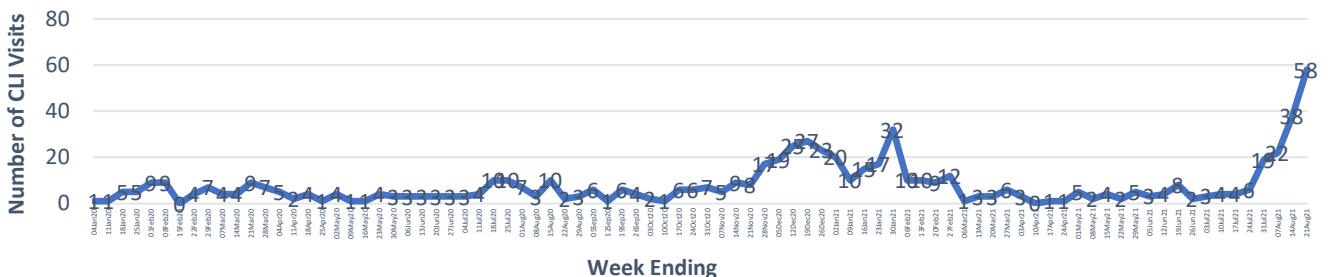
# Cases via Suspected Community Transmission: **99**

# Cases via Outbreaks: **0**

**Outbreak Explanation**

During the week of 8/15-8/21, there were no cases/patients associated with an outbreak.

**COVID-19-Like Illness (CLI) Visits Webster County, Mississippi Jan. 04, 2020 - Aug. 21, 2021**



\*Counties with test percent positivity <5.0% or with <20 tests in past 14 days: Green; test percent positivity 5.0%-10.0% or with <500 tests and <2000 tests/100k and >10% positivity over 14 days: Yellow; >10.0% and not meeting the criteria for "Green" or "Yellow": Red. Test positivity is rounded to the nearest tenth of a percent before classifying. Reference: [Centers for Medicare and Medicaid Services](https://www.cms.gov/medicare/coverage/eligibility/eligibility-requirements)

\*\*Provisional Data: Illnesses occurring during the last two weeks may not yet have been reported and/or represented.