

WAYNE COUNTY WEEKLY COVID-19 SNAPSHOT

WEEK ENDING AUGUST 14, 2021



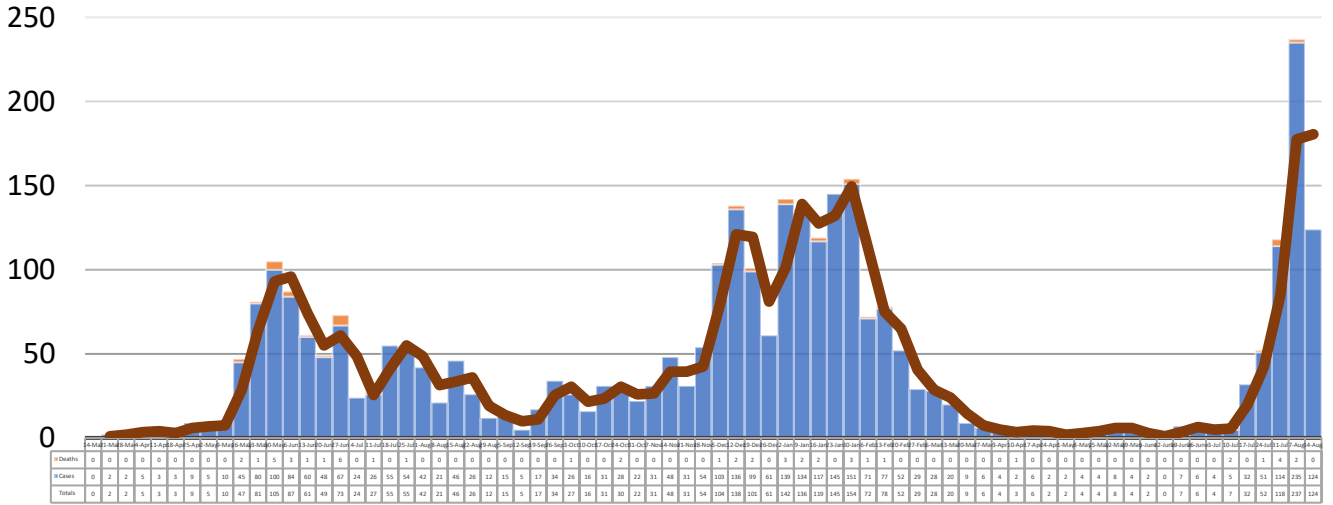
Total Cases
3231

Total Deaths
51

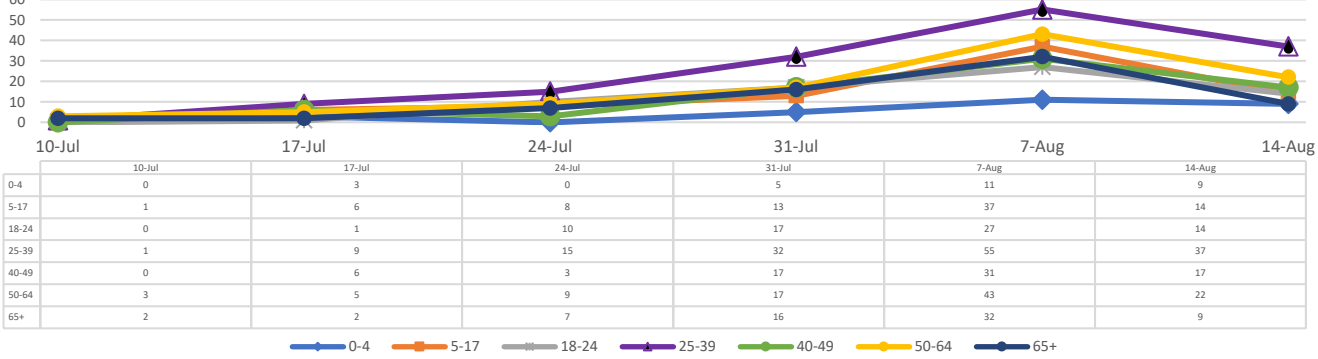
Total Incidence
(cases per 100,000)
16008.5

***Test Positivity Rate**
19.0%
(7/21-8/3)

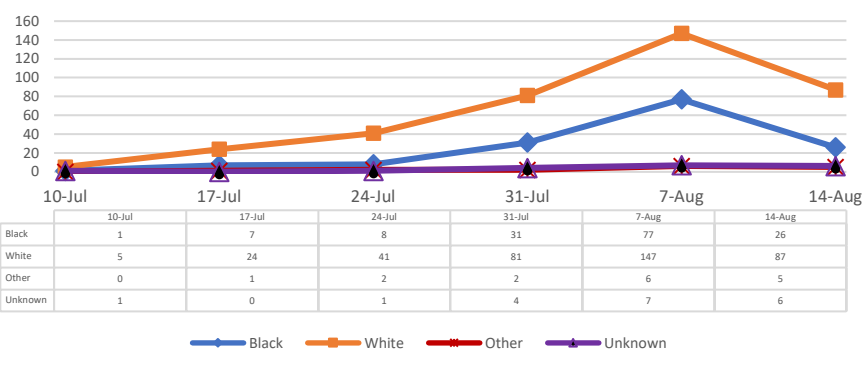
**Total Cases and Deaths, Through August 14, 2021



Total Cases, By Age Past 6 Weeks



Total Cases, By Race Past 6 Weeks



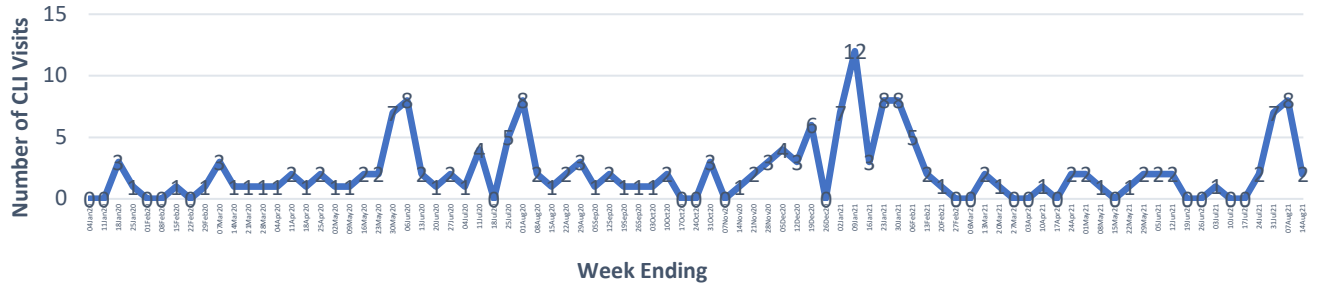
8/8/2021 – 8/14/2021

# Cases via Suspected Community Transmission	120
# Cases via Outbreaks	4

Outbreak Explanation

During the week of 8/8-8/14, four (4) cases/patients were associated with outbreaks in Long-Term Care Facilities (LTCF).

COVID-19-Like Illness (CLI) Visits Wayne County, Mississippi Jan. 04, 2020 - Aug. 14, 2021



*Counties with test percent positivity <5.0% or with <20 tests in past 14 days: Green; test percent positivity 5.0%-10.0% or with <500 tests and <2000 tests/100k and >10% positivity over 14 days: Yellow; >10.0% and not meeting the criteria for "Green" or "Yellow": Red. Test positivity is rounded to the nearest tenth of a percent before classifying. Reference: [Centers for Medicare and Medicaid Services](#)

**Provisional Data: Illnesses occurring during the last two weeks may not yet have been reported and/or represented.