

# CLAY COUNTY WEEKLY COVID-19 SNAPSHOT

WEEK ENDING AUGUST 14, 2021



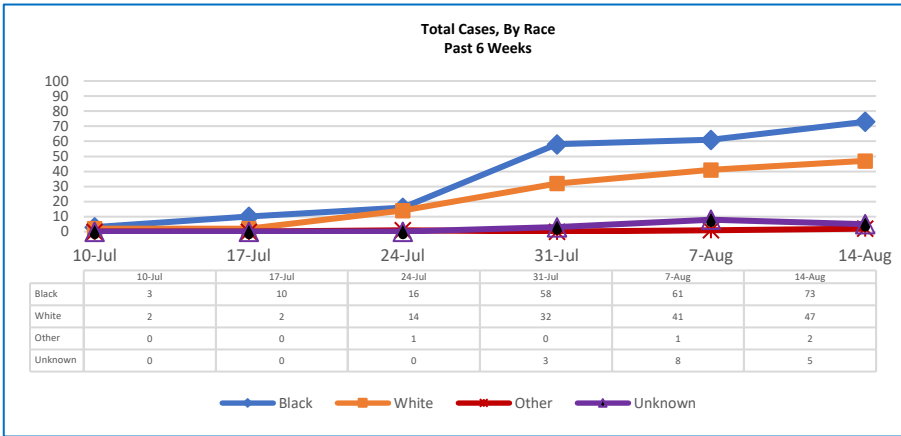
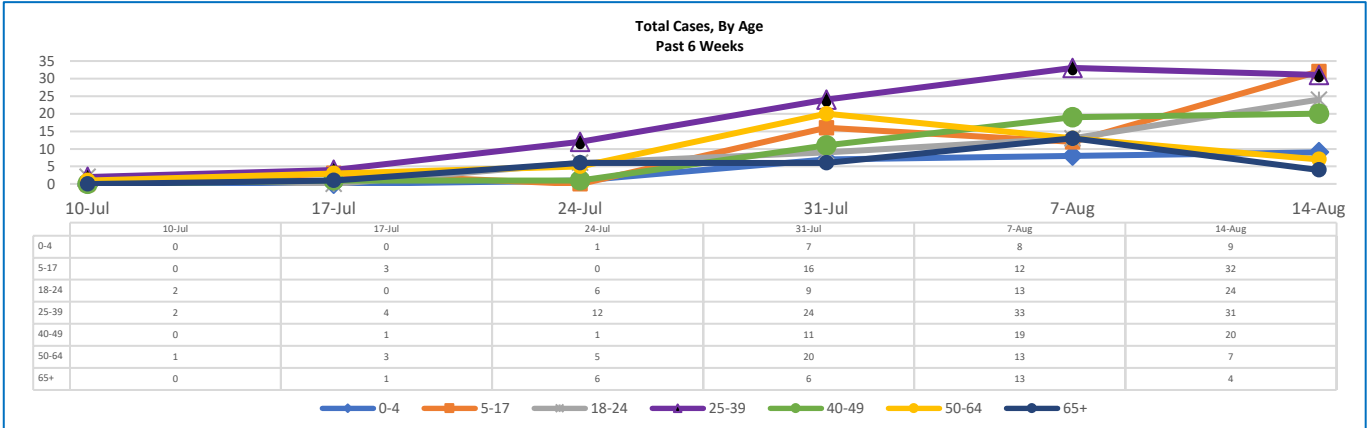
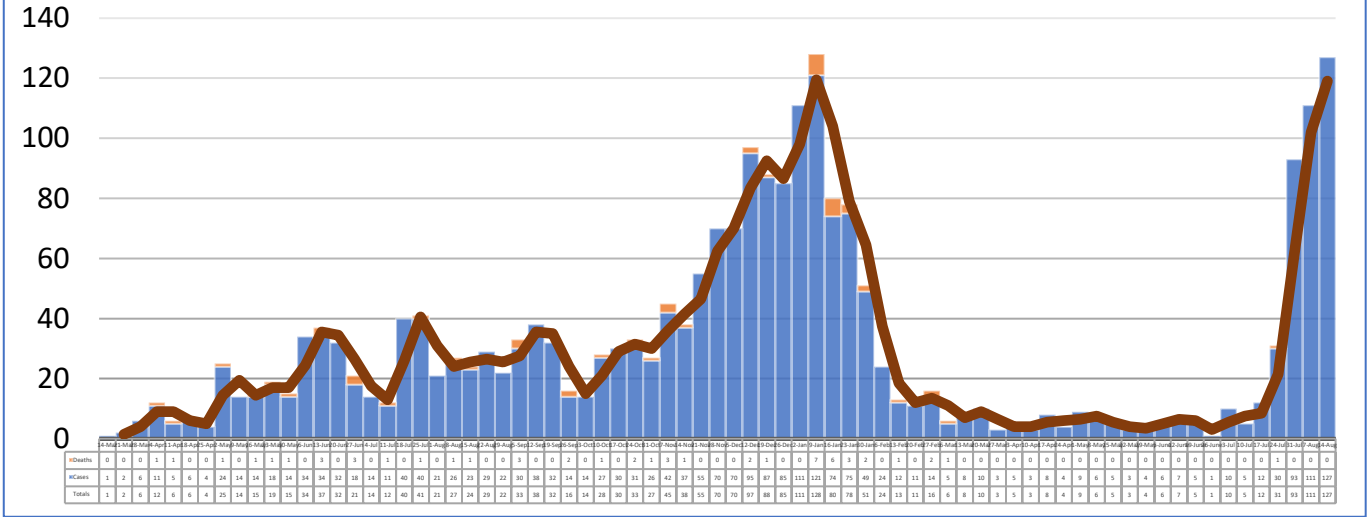
**Total Cases**  
**2272**

**Total Deaths**  
**55**

**Total Incidence**  
(cases per 100,000)  
**11762.3**

**\*Test Positivity Rate**  
**19.2%**  
(7/21-8/3)

## \*\*Total Cases and Deaths, Through August 14, 2021

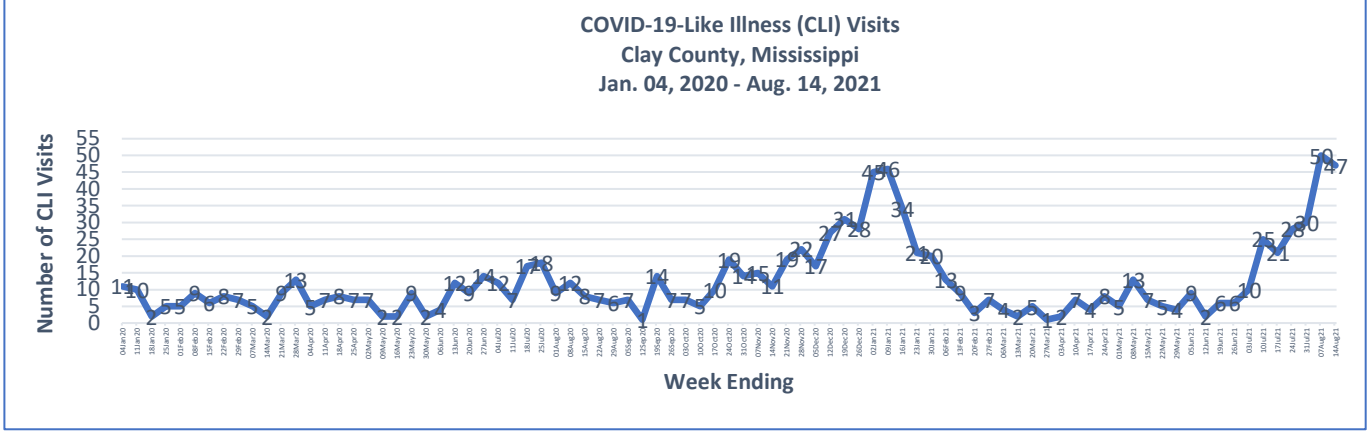


**8/8/2021 – 8/14/2021**

# Cases via Suspected Community Transmission	126
# Cases via Outbreaks	1

**Outbreak Explanation**

During the week of 8/8-8/14, one (1) case/patient was associated with an outbreak in a Long-Term Care Facility (LTCF).



\*Counties with test percent positivity <5.0% or with <20 tests in past 14 days: Green; test percent positivity 5.0%-10.0% or with <500 tests and <2000 tests/100k and >10% positivity over 14 days: Yellow; >10.0% and not meeting the criteria for "Green" or "Yellow": Red. Test positivity is rounded to the nearest tenth of a percent before classifying. Reference: [Centers for Medicare and Medicaid Services](#)

\*\*Provisional Data: Illnesses occurring during the last two weeks may not yet have been reported and/or represented.