

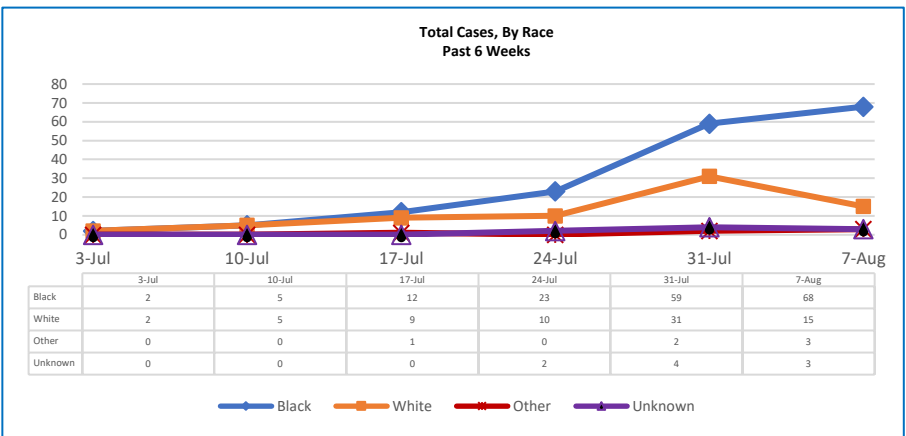
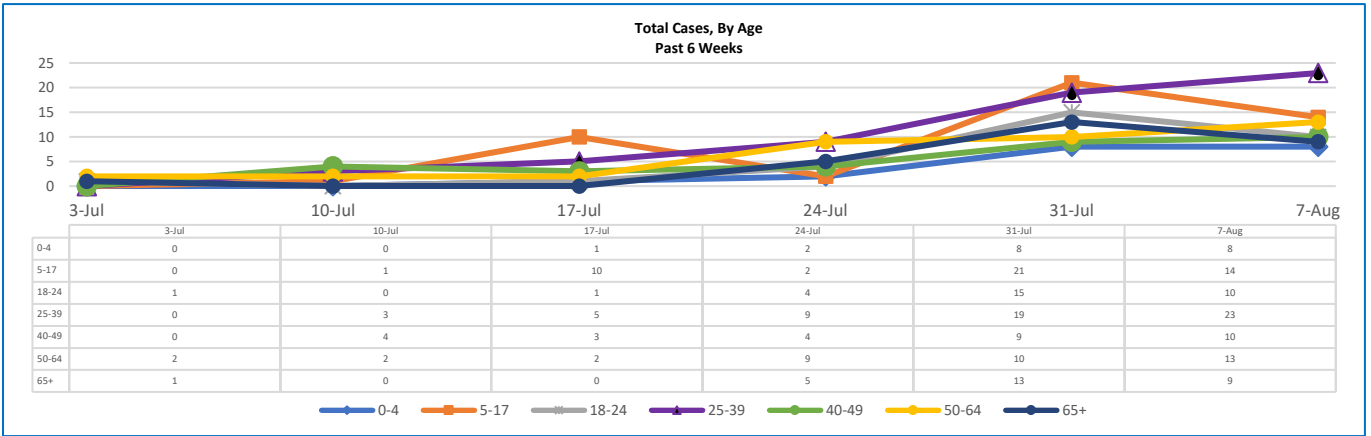
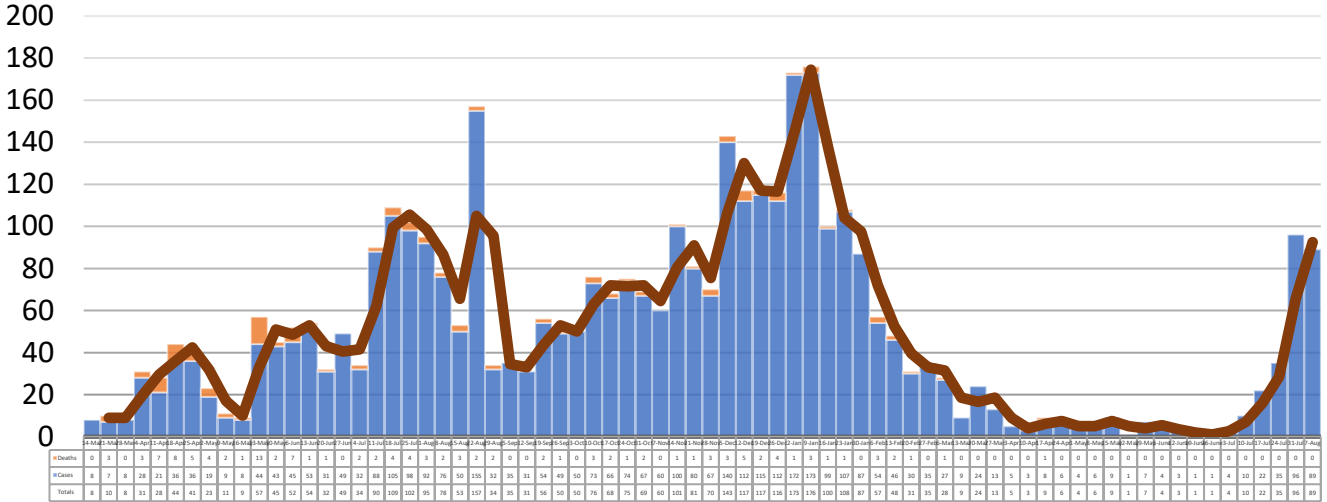
# LEFLORE COUNTY WEEKLY COVID-19 SNAPSHOT

WEEK ENDING AUGUST 7, 2021



<b>Total Cases</b> <span style="font-size: 2em;">3773</span>	<b>Total Deaths</b> <span style="font-size: 2em;">125</span>	<b>Total Incidence</b> <small>(cases per 100,000)</small> <span style="font-size: 2em;">13387.5</span>	<b>*Test Positivity Rate</b> <span style="font-size: 2em; color: white;">24.0%</span> <small>(7/21-8/3)</small>
---	---	--	---

**\*\*Total Cases and Deaths, Through August 7, 2021**

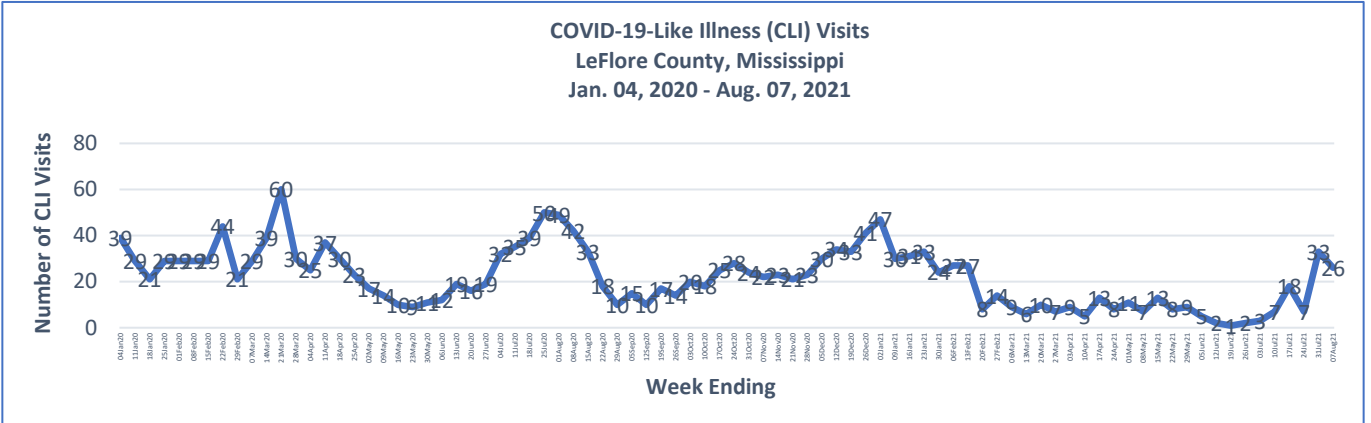


**8/1/2020 – 8/7/2021**

# Cases via Suspected Community Transmission	89
# Cases via Outbreaks	0

Outbreak Explanation

During the week of 8/1-8/7, there were no cases/patients associated with an outbreak.



\*Counties with test percent positivity <5.0% or with <20 tests in past 14 days: Green; test percent positivity 5.0%-10.0% or with <500 tests and <2000 tests/100k and >10% positivity over 14 days: Yellow; >10.0% and not meeting the criteria for "Green" or "Yellow": Red. Test positivity is rounded to the nearest tenth of a percent before classifying. Reference: [Centers for Medicare and Medicaid Services](#)

\*\*Provisional Data: Illnesses occurring during the last two weeks may not yet have been reported and/or represented.