

# WASHINGTON COUNTY WEEKLY COVID-19 SNAPSHOT

WEEK ENDING JULY 31, 2021



Total Cases

**5628**

Total Deaths

**140**

Total Incidence

(cases per 100,000)

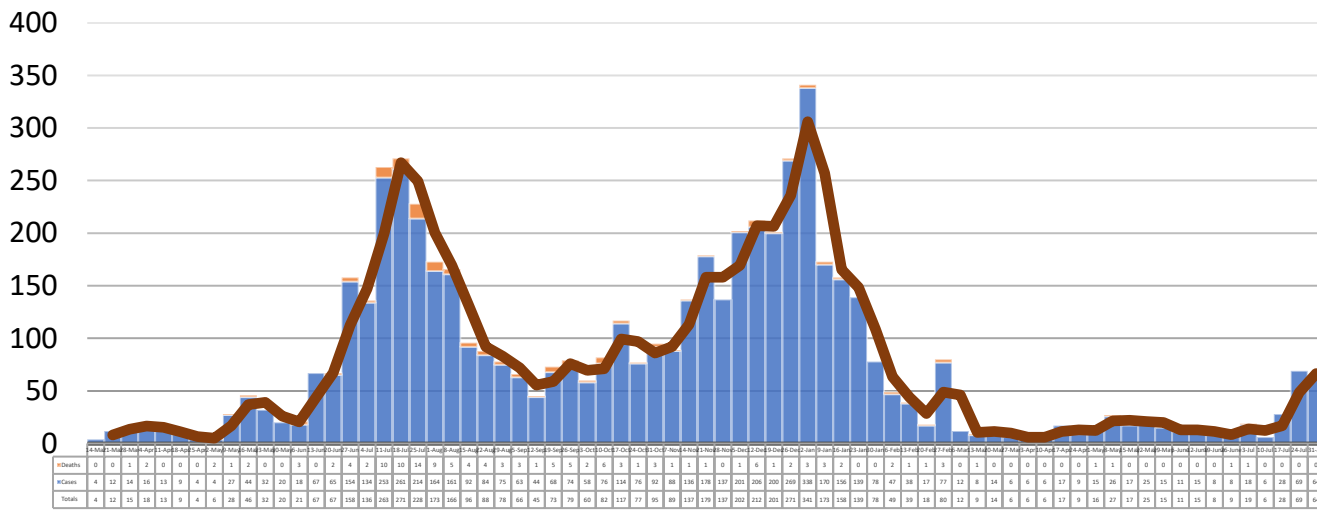
**12817.4**

\*Test Positivity Rate

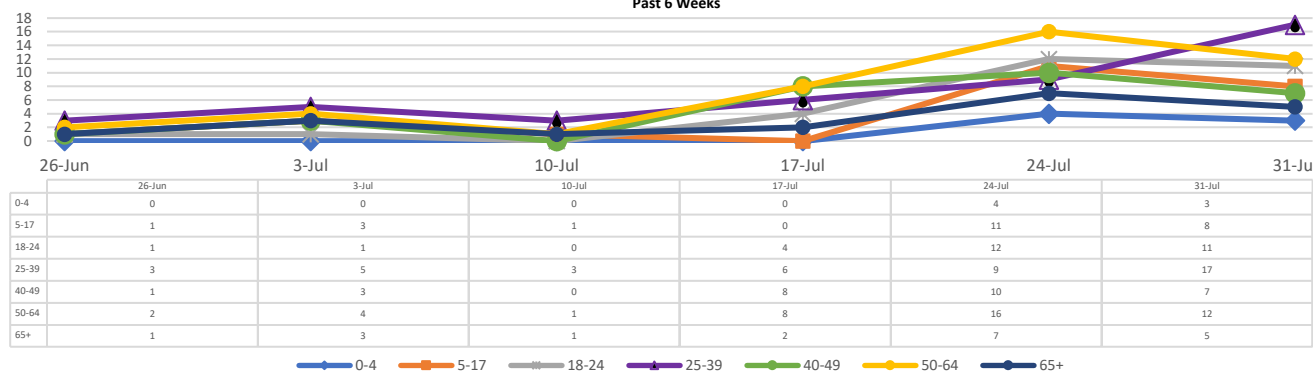
**4.4%**

(7/14-7/27)

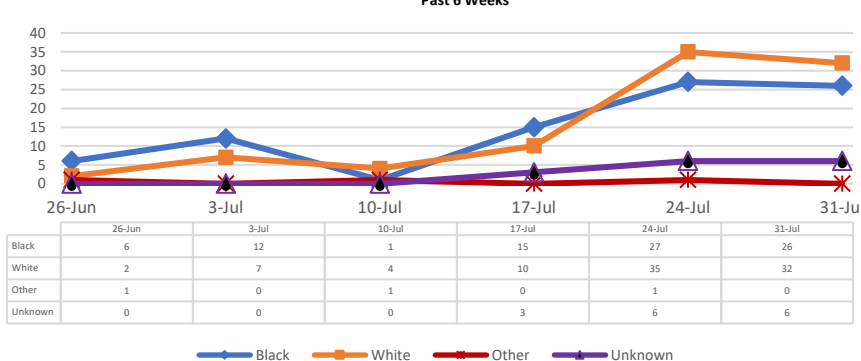
## \*\*Total Cases and Deaths, Through July 31, 2021



Total Cases, By Age Past 6 Weeks



Total Cases, By Race Past 6 Weeks



### 7/25/2021 - 7/31/2021

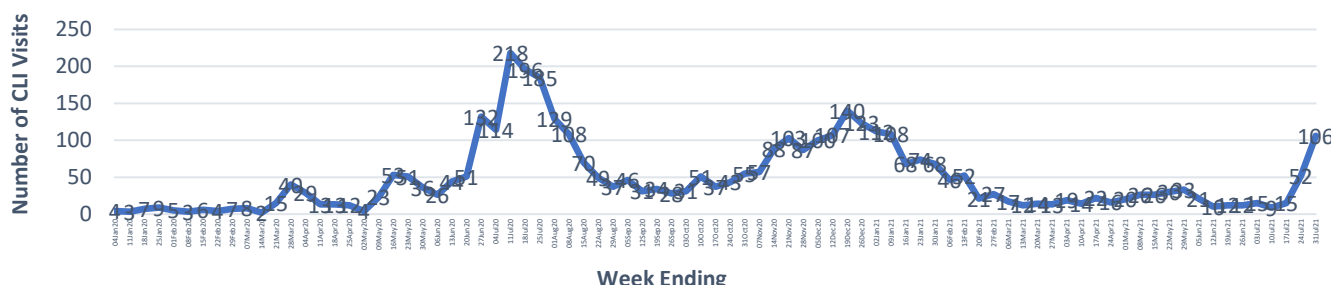
# Cases via Suspected Community Transmission: **64**

# Cases via Outbreaks: **0**

#### Outbreak Explanation

During the week of 7/25-7/31, there were no cases/patients associated with an outbreak.

COVID-19-Like Illness (CLI) Visits  
Washington County, Mississippi  
Jan. 04, 2020 - July 31, 2021



\*Counties with test percent positivity <5.0% or with <20 tests in past 14 days: Green; test percent positivity 5.0%-10.0% or with <500 tests and <2000 tests/100k and >10% positivity over 14 days: Yellow; >10.0% and not meeting the criteria for "Green" or "Yellow": Red. Test positivity is rounded to the nearest tenth of a percent before classifying. Reference: [Centers for Medicare and Medicaid Services](#)

\*\*Provisional Data: Illnesses occurring during the last two weeks may not yet have been reported and/or represented.