

# COVINGTON COUNTY WEEKLY COVID-19 SNAPSHOT

WEEK ENDING JULY 24, 2021



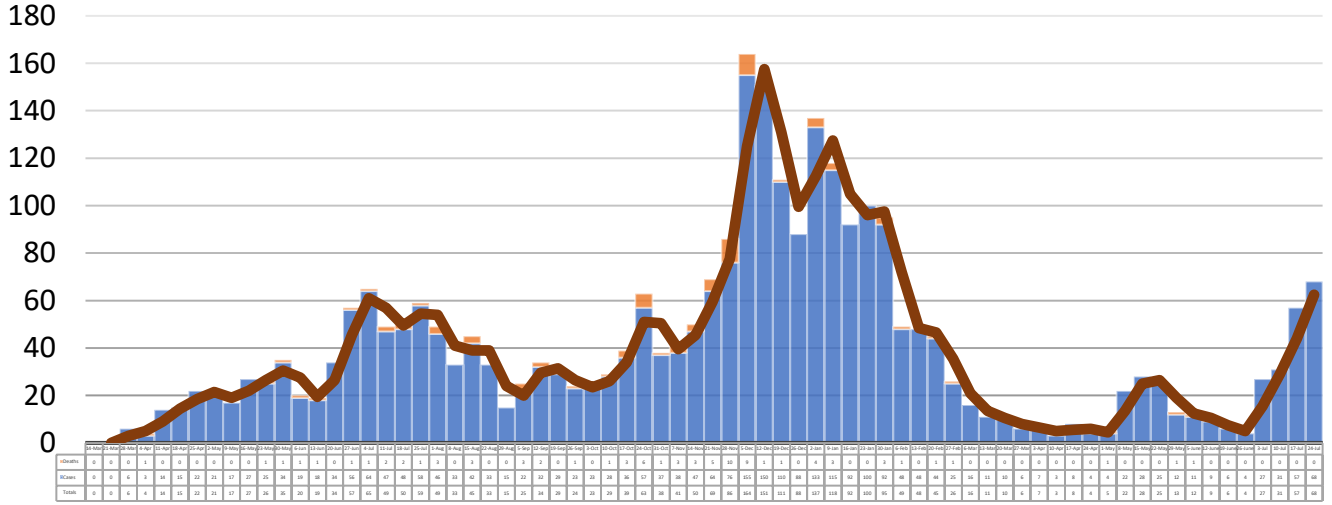
**Total Cases**  
**2861**

**Total Deaths**  
**83**

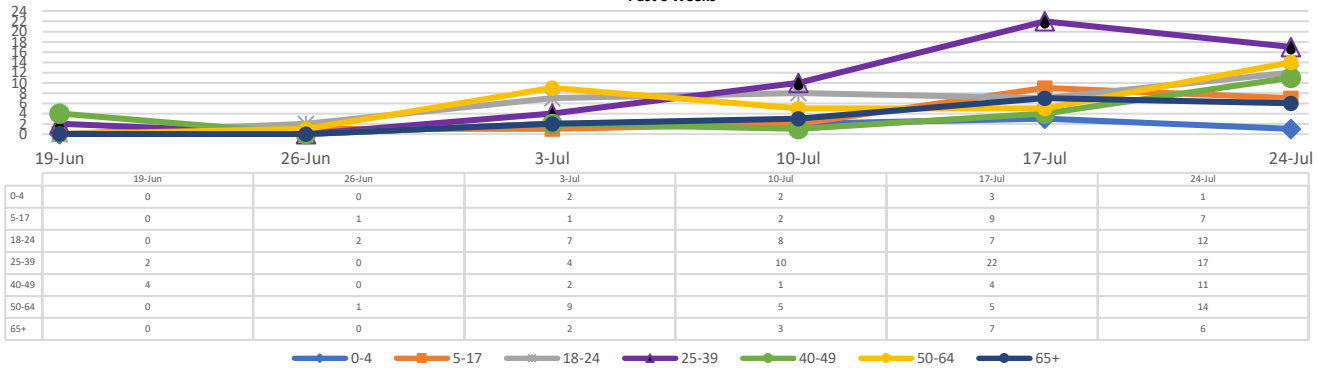
**Total Incidence**  
(cases per 100,000)  
**15352.0**

**\*Test Positivity Rate**  
**27.7%**  
(7/7-7/20)

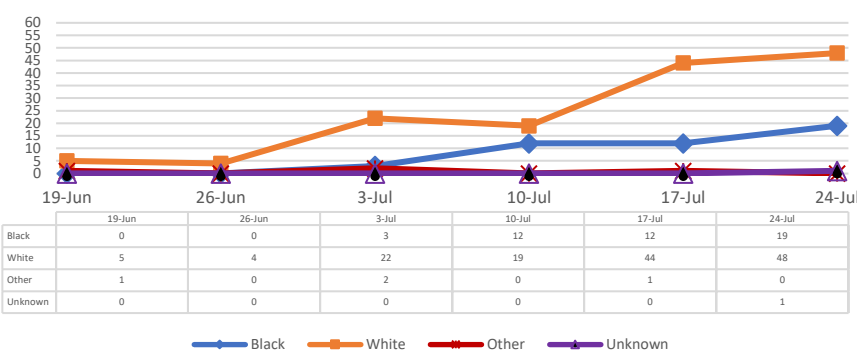
**\*\*Total Cases and Deaths, Through July 24, 2021**



**Total Cases, By Age Past 6 Weeks**



**Total Cases, By Race Past 6 Weeks**



**7/18/2021 – 7/24/2021**

# Cases via Suspected Community Transmission	67
# Cases via Outbreaks	1

**Outbreak Explanation**

During the week of 7/18-7/24, one (1) case/patient was associated with an outbreak in a Long-Term Care Facility (LTCF).

**COVID-19-Like Illness (CLI) Visits Covington County, Mississippi Jan. 04, 2020 - July 24, 2021**

