

ITAWAMBA COUNTY WEEKLY COVID-19 SNAPSHOT

WEEK OF JULY 10, 2021



Total Cases

3063

Total Deaths

80

Total Incidence

(cases per 100,000)

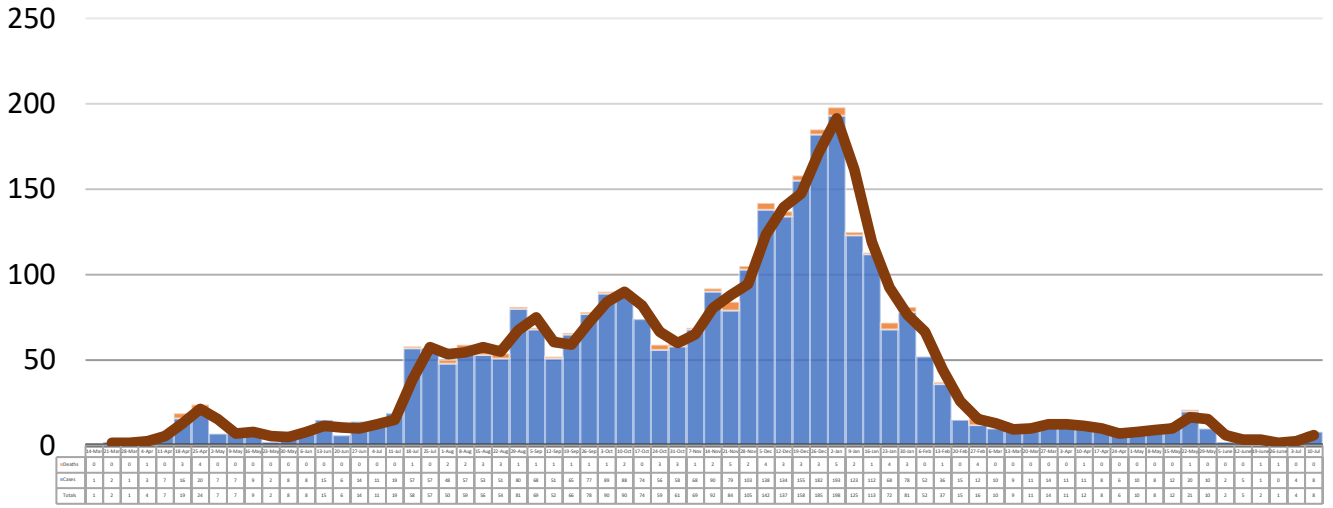
13095.3

*Test Positivity Rate

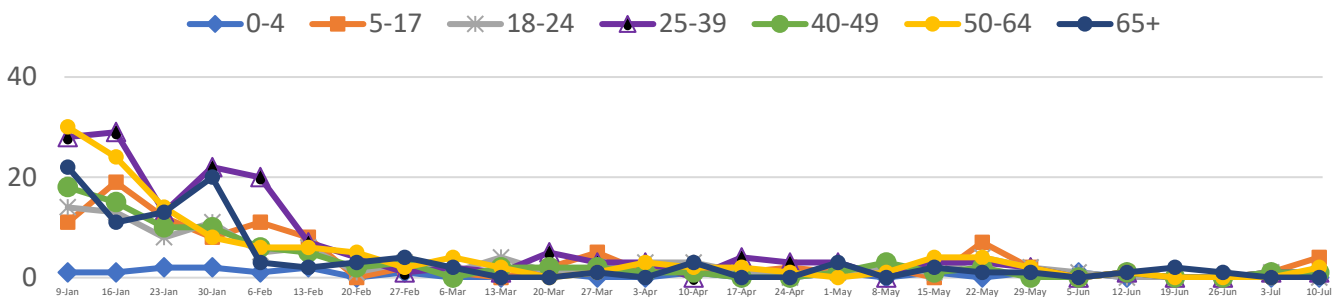
2.8%

(6/23-7/6)

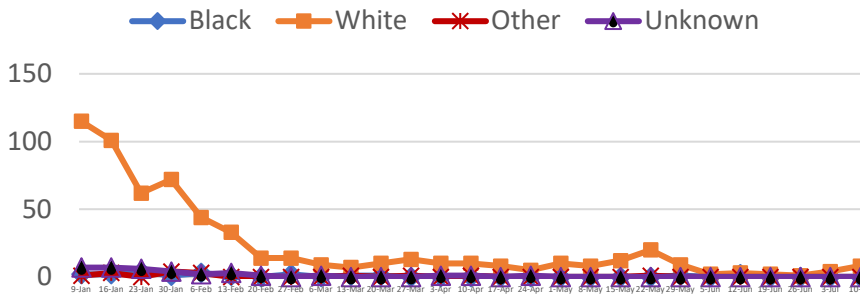
****Total Cases and Deaths, Through July 10, 2021**



**Total Cases, By Age
January 2021-July 2021 (End of Week)**



**Total Cases, By Race
January 2021-July 2021 (End of Week)**



7/4/2021 – 7/10/2021

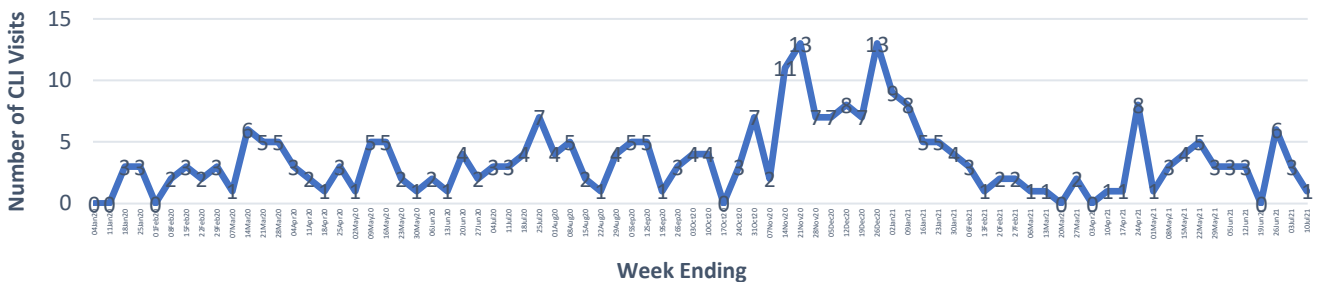
# Cases via Suspected Community Transmission	8
----------------------------------------------	---

# Cases via Outbreaks	0
-----------------------	---

Outbreak Explanation

During the week of 7/4-7/10, there were no cases/patients associated with an outbreak.

**COVID-19-Like Illness (CLI) Visits
Itawamba County, Mississippi
Jan. 04, 2020 - July 10, 2021**



*Counties with test percent positivity <5.0% or with <20 tests in past 14 days: Green; test percent positivity 5.0%-10.0% or with <500 tests and <2000 tests/100k and >10% positivity over 14 days: Yellow; >10.0% and not meeting the criteria for “Green” or “Yellow”: Red. Test positivity is rounded to the nearest tenth of a percent before classifying. Reference: [Centers for Medicare and Medicaid Services](#)

**Provisional Data: Illnesses occurring during the last two weeks may not yet have been reported and/or represented.