

COPIAH COUNTY WEEKLY COVID-19 SNAPSHOT

WEEK ENDING JULY 10, 2021



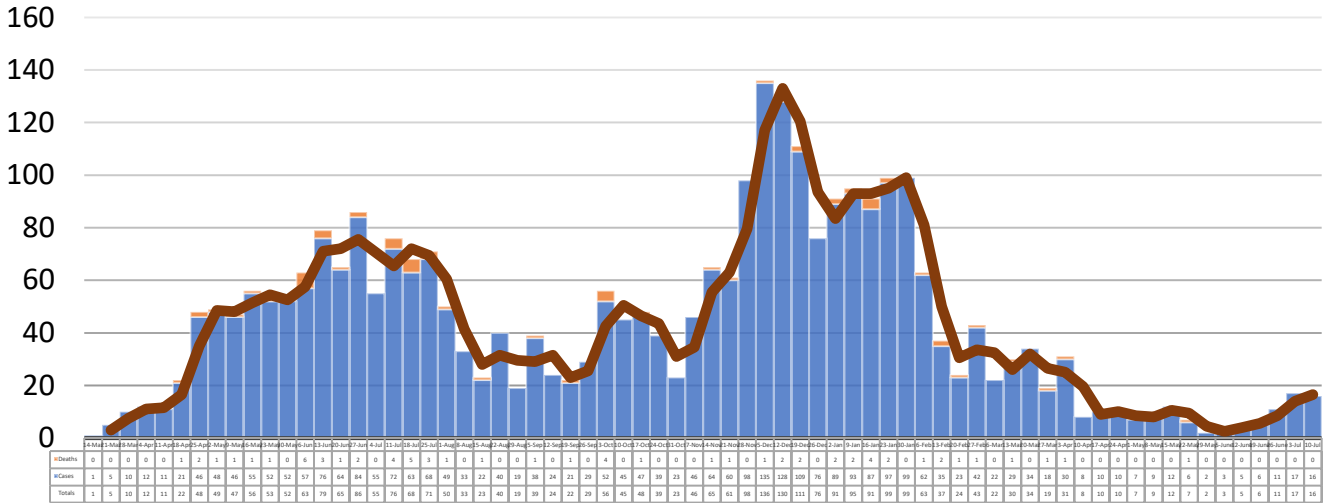
Total Cases
3046

Total Deaths
66

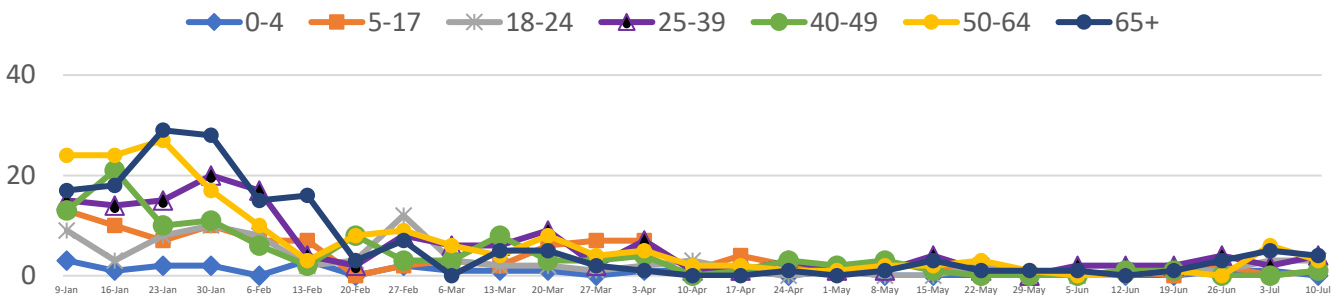
Total Incidence
(cases per 100,000)
10853.4

***Test Positivity Rate**
8.3%
(6/23-7/6)

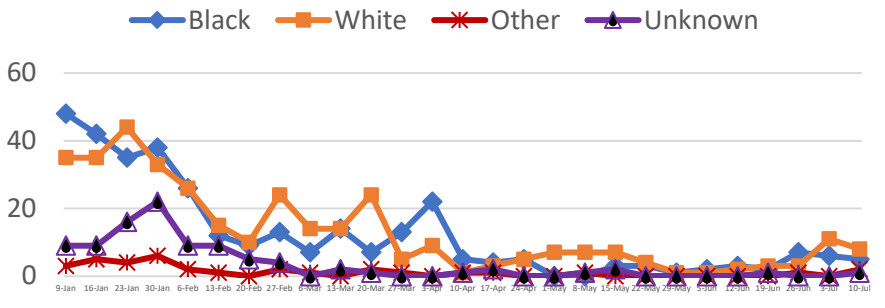
**Total Cases and Deaths, Through July 10, 2021



Total Cases, By Age January 2021-July 2021 (End of Week)

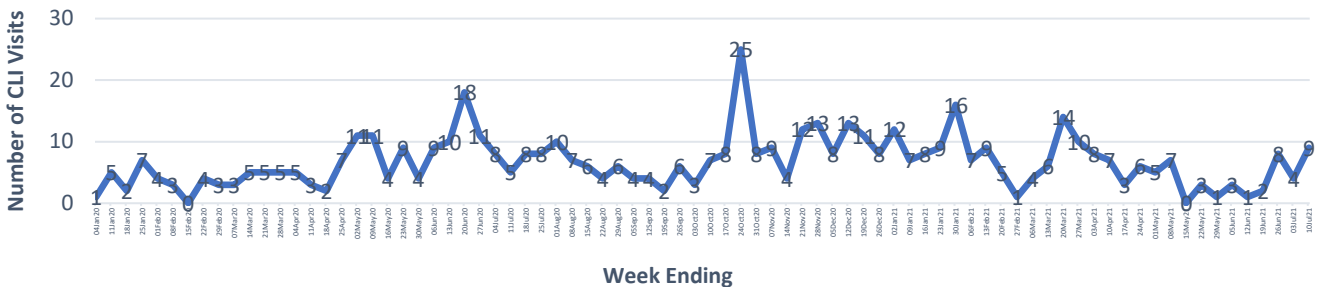


Total Cases, By Race January 2021-July 2021 (End of Week)



7/4/2021 – 7/10/2021	
# Cases via Suspected Community Transmission	14
# Cases via Outbreaks	2
Outbreak Explanation	
During the week of 7/4-7/10, two (2) cases/patients were associated with an outbreak in a Long-Term Care Facility (LTCF).	

COVID-19-Like Illness (CLI) Visits Copiah County, Mississippi Jan. 04, 2020 - July 10, 2021



*Counties with test percent positivity <5.0% or with <20 tests in past 14 days: Green; test percent positivity 5.0%-10.0% or with <500 tests and <2000 tests/100k and >10% positivity over 14 days: Yellow; >10.0% and not meeting the criteria for "Green" or "Yellow": Red. Test positivity is rounded to the nearest tenth of a percent before classifying. Reference: [Centers for Medicare and Medicaid Services](#)

**Provisional Data: Illnesses occurring during the last two weeks may not yet have been reported and/or represented.