

LEFLORE COUNTY WEEKLY COVID-19 SNAPSHOT

WEEK ENDING JUNE 12, 2021



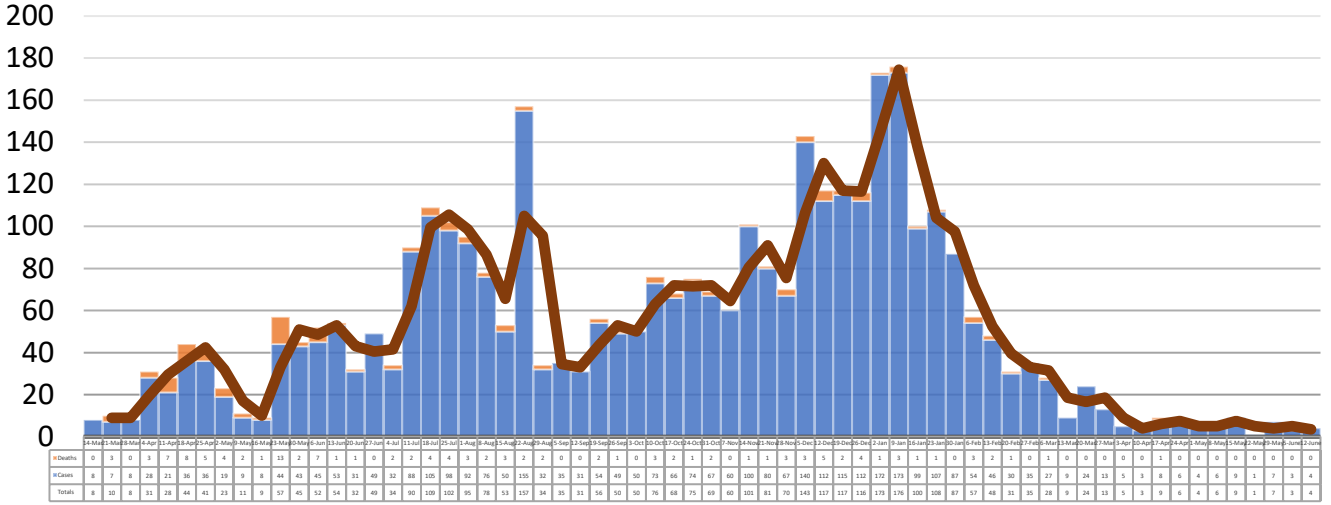
Total Cases
3515

Total Deaths
125

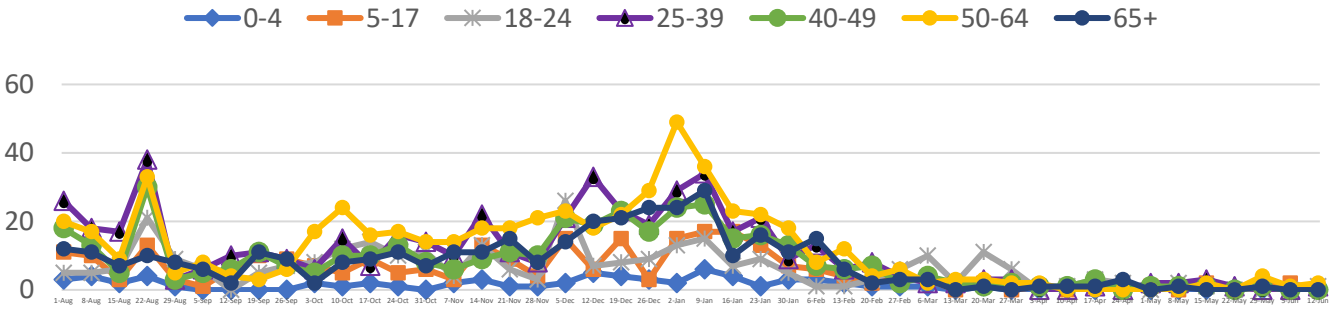
Total Incidence
(cases per 100,000)
12472.1

***Test Positivity Rate**
3.8%
(5/26-6/8)

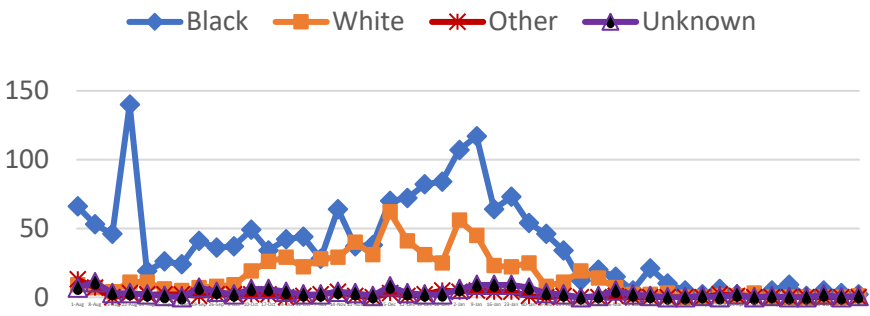
**Total Cases and Deaths, Through June 12, 2021



Total Cases, By Age August 2020-June 2021 (End of Week)



Total Cases, By Race August 2020-June 2021 (End of Week)



6/6/2020 – 6/12/2021

# Cases via Suspected Community Transmission	4
# Cases via Outbreaks	0

Outbreak Explanation

During the week of 6/6-6/12, there were no cases/patients associated with an outbreak.

COVID-19-Like Illness (CLI) Visits Leflore County, Mississippi Jan. 04, 2020 - June 12, 2021

