

# YALOBUSHA COUNTY WEEKLY COVID-19 SNAPSHOT

WEEK ENDING JUNE 5, 2021



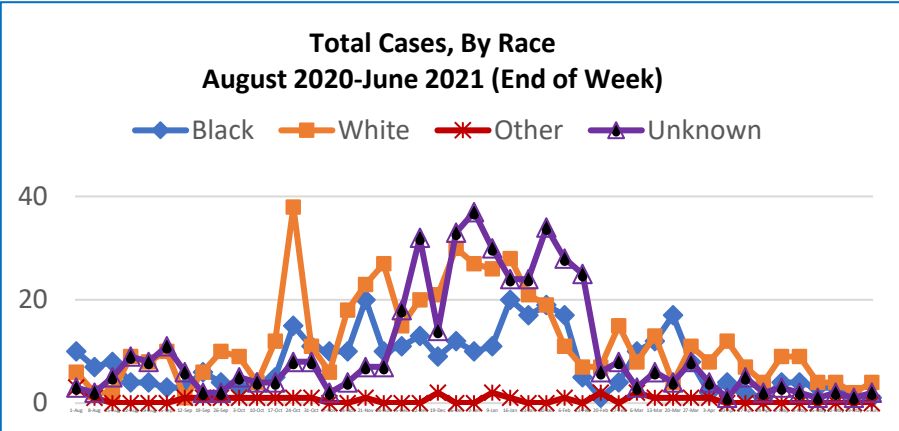
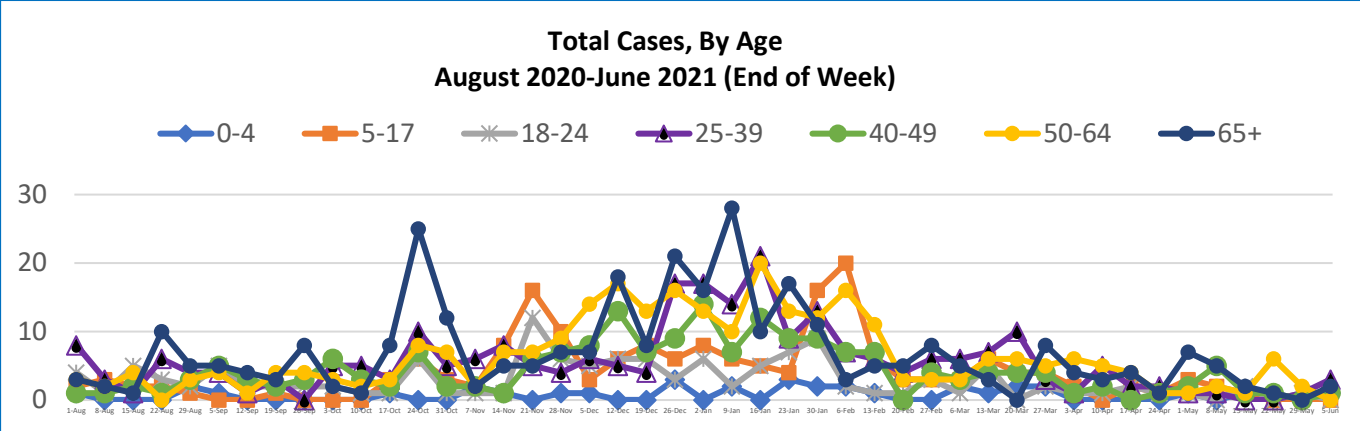
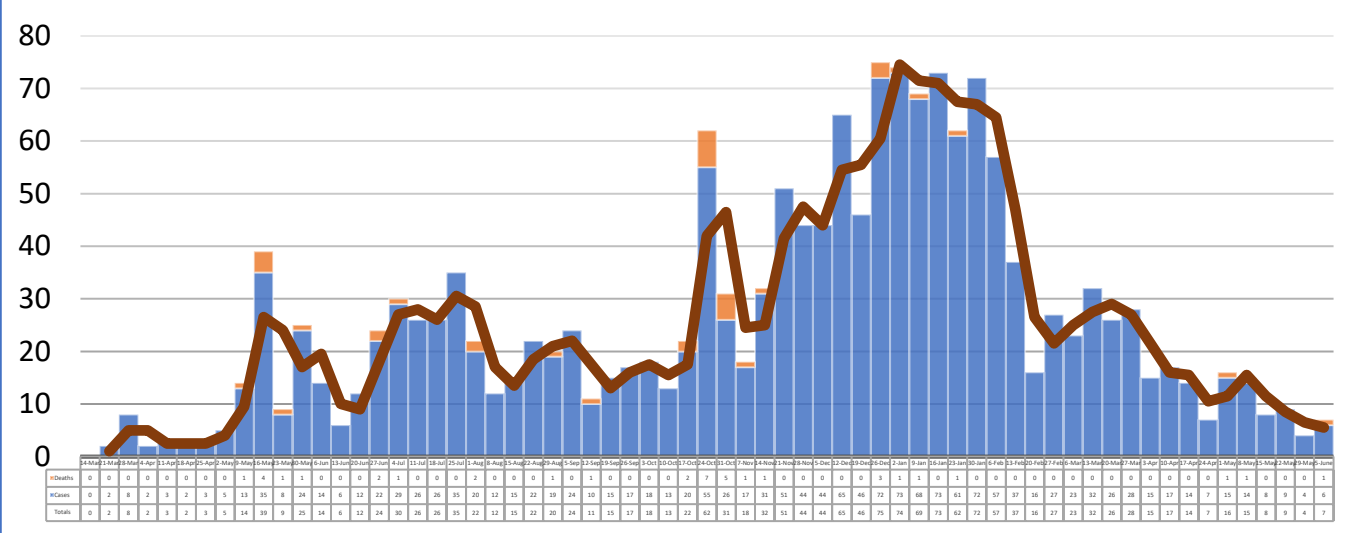
**Total Cases**  
**1672**

**Total Deaths**  
**39**

**Total Incidence**  
(cases per 100,000)  
**13809.1**

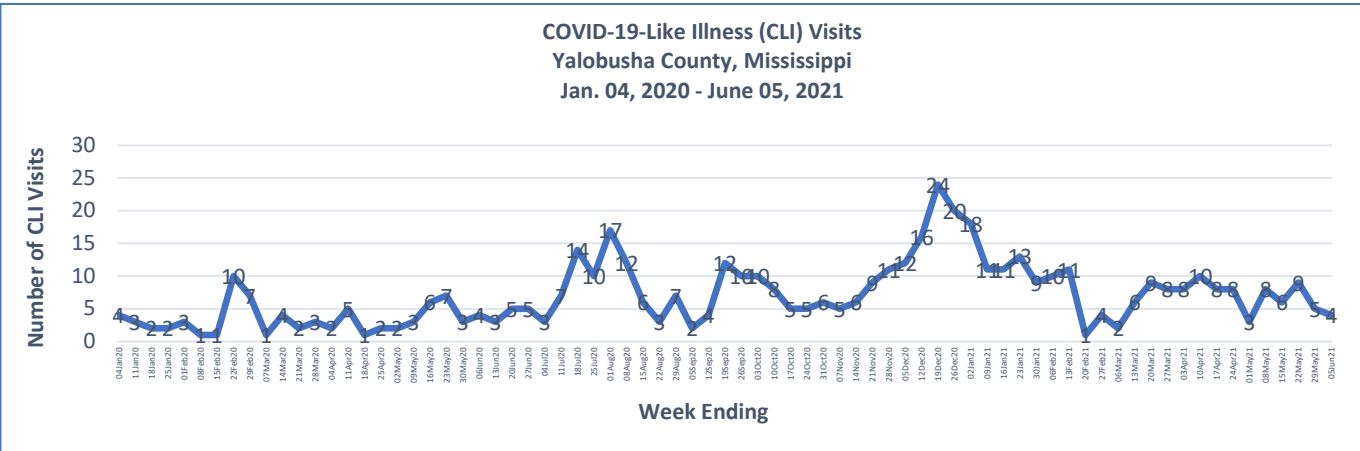
**\*Test Positivity Rate**  
**4.2%**  
(5/19-6/1)

**\*\*Total Cases and Deaths, Through June 5, 2021**



**5/30/2021 – 6/5/2021**

# Cases via Suspected Community Transmission	7
# Cases via Outbreaks	0
<b>Outbreak Explanation</b>	
During the week of 5/30-6/5, there were no cases/patients associated with an outbreak.	



\*Counties with test percent positivity <5.0% or with <20 tests in past 14 days: Green; test percent positivity 5.0%-10.0% or with <500 tests and <2000 tests/100k and >10% positivity over 14 days: Yellow; >10.0% and not meeting the criteria for "Green" or "Yellow": Red. Test positivity is rounded to the nearest tenth of a percent before classifying. Reference: [Centers for Medicare and Medicaid Services](#)

\*\*Provisional Data: Illnesses occurring during the last two weeks may not yet have been reported and/or represented.