

WAYNE COUNTY WEEKLY COVID-19 SNAPSHOT

WEEK ENDING MAY 22, 2021



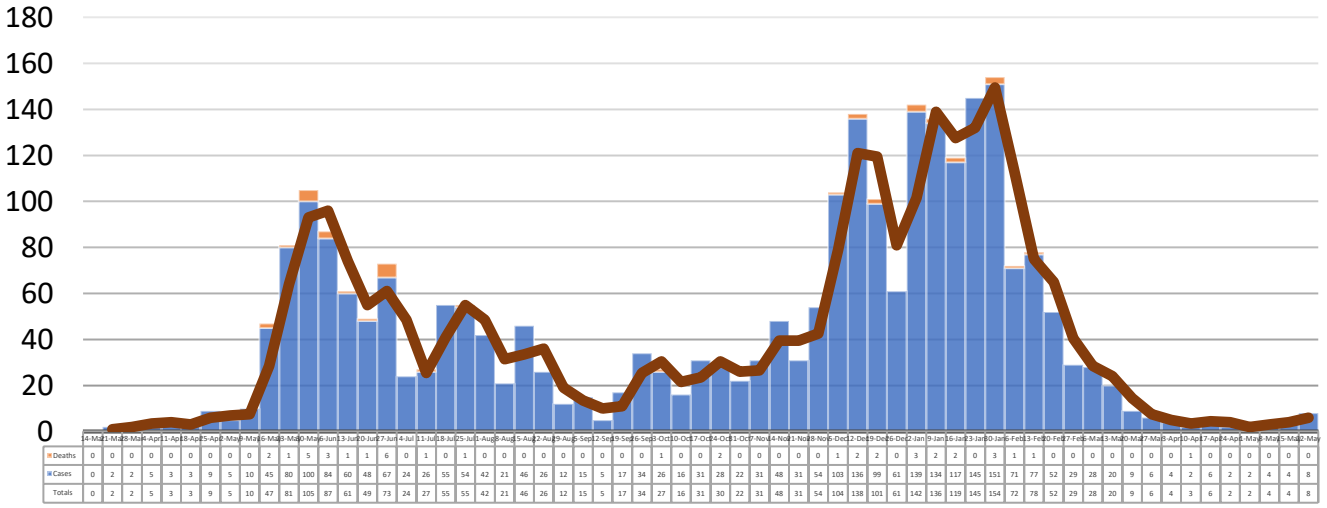
Total Cases
2638

Total Deaths
42

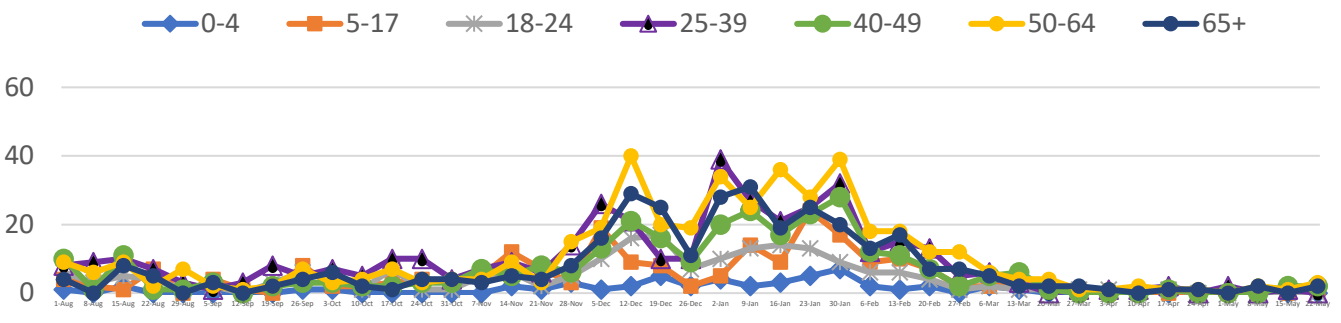
Total Incidence
(cases per 100,000)
13070.4

***Test Positivity Rate**
1.0%
(5/5-5/18)

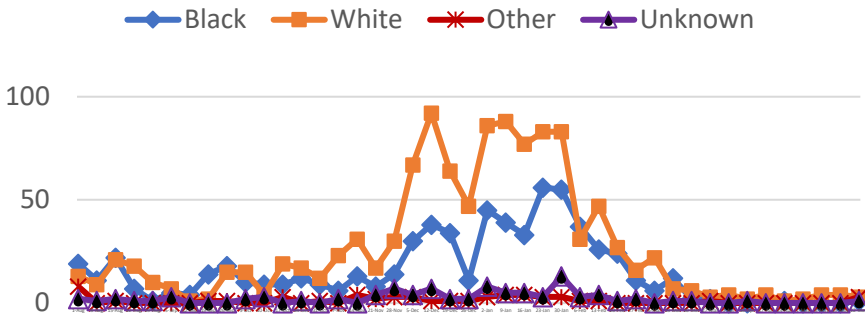
****Total Cases and Deaths, Through May 22, 2021**



Total Cases, By Age
August 2020-May 2021 (End of Week)



Total Cases, By Race
August 2020-May 2021 (End of Week)



5/16/2021 – 5/22/2021

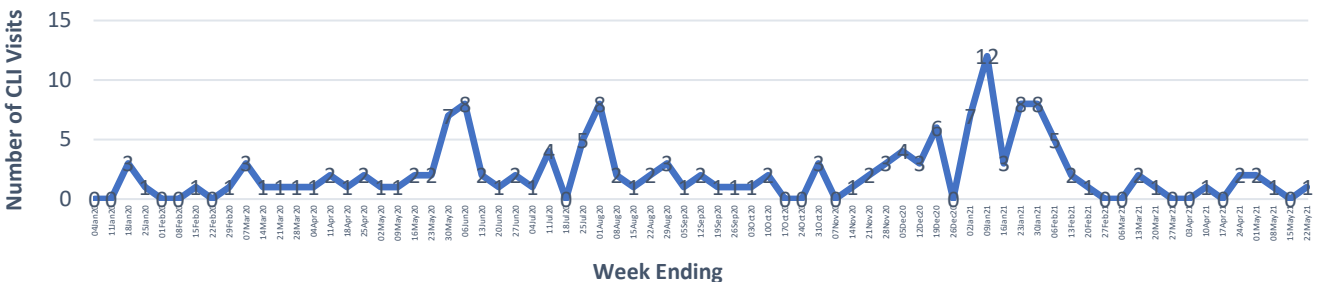
Cases via Suspected Community Transmission: **8**

Cases via Outbreaks: **0**

Outbreak Explanation

During the week of 5/16-5/22, there were no cases/patients associated with an outbreak.

COVID-19-Like Illness (CLI) Visits
Wayne County, Mississippi
Jan. 04, 2020 - May 22, 2021



*Counties with test percent positivity <5.0% or with <20 tests in past 14 days: Green; test percent positivity 5.0%-10.0% or with <500 tests and <2000 tests/100k and >10% positivity over 14 days: Yellow; >10.0% and not meeting the criteria for "Green" or "Yellow": Red. Test positivity is rounded to the nearest tenth of a percent before classifying. Reference: [Centers for Medicare and Medicaid Services](https://www.cms.gov/medicare/coverage/eligibility/eligibility-reports/2021-03-01-eligibility-reports)

**Provisional Data: Illnesses occurring during the last two weeks may not yet have been reported and/or represented.