

# COVINGTON COUNTY WEEKLY COVID-19 SNAPSHOT

WEEK ENDING MAY 22, 2021



Total Cases

2632

Total Deaths

81

Total Incidence

(cases per 100,000)

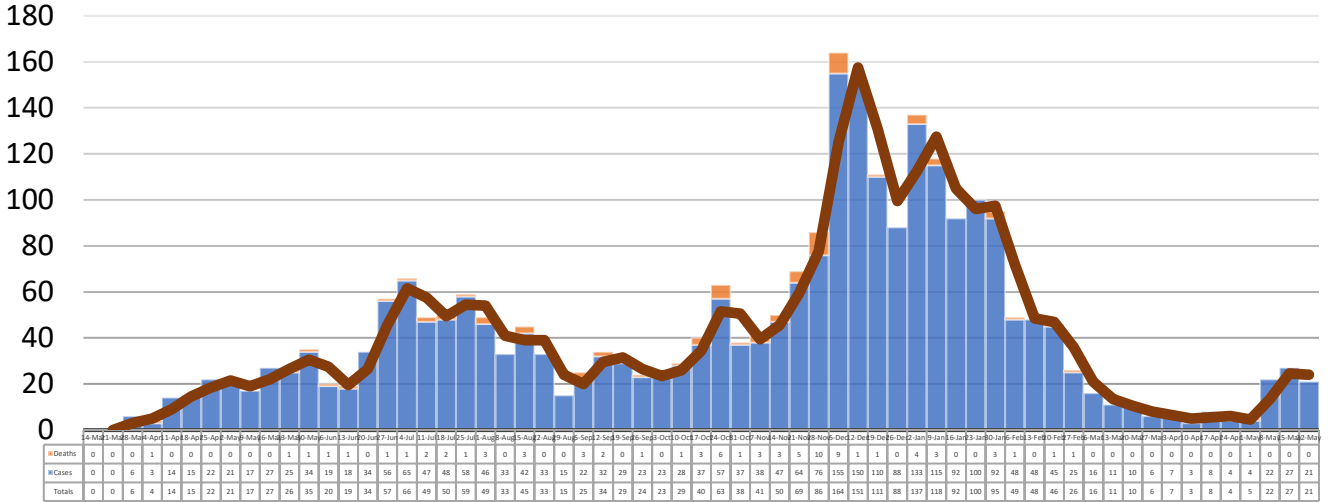
14123.2

\*Test Positivity Rate

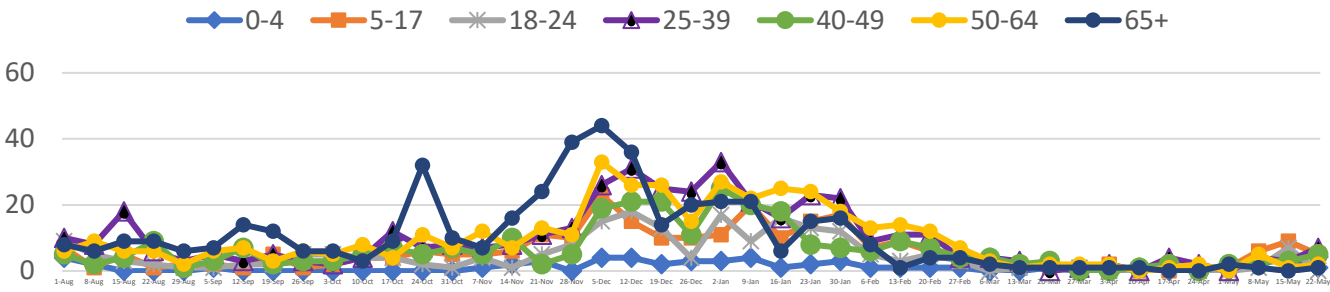
1.9%

(5/5-5/18)

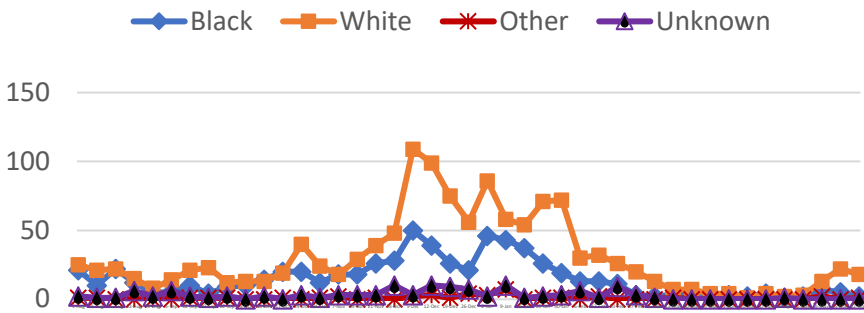
## \*\*Total Cases and Deaths, Through May 22, 2021



## Total Cases, By Age August 2020-May 2021 (End of Week)



## Total Cases, By Race August 2020-May 2021 (End of Week)



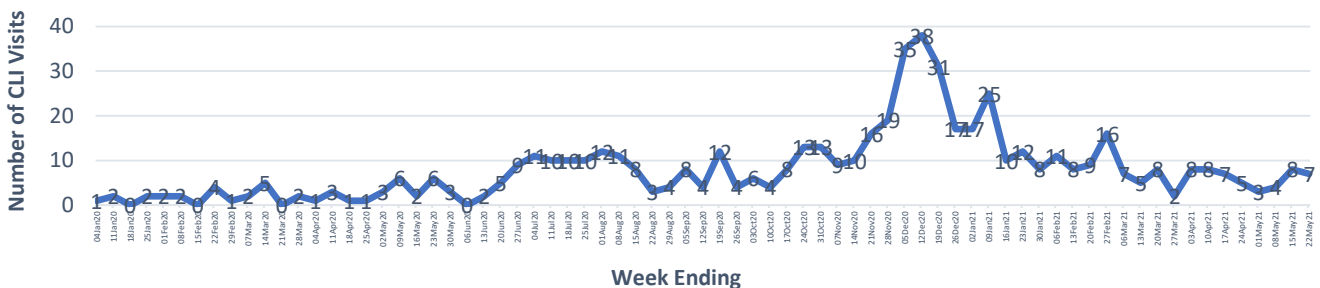
### 5/16/2021 – 5/22/2021

# Cases via Suspected Community Transmission	20
# Cases via Outbreaks	1

#### Outbreak Explanation

During the week of 5/16-5/22, one (1) case/patient was associated with a pending outbreak investigation.

## COVID-19-Like Illness (CLI) Visits Covington County, Mississippi Jan. 04, 2020 - May 22, 2021



\*Counties with test percent positivity <5.0% or with <20 tests in past 14 days: Green; test percent positivity 5.0%-10.0% or with <500 tests and <2000 tests/100k and >10% positivity over 14 days: Yellow; >10.0% and not meeting the criteria for "Green" or "Yellow": Red. Test positivity is rounded to the nearest tenth of a percent before classifying. Reference: [Centers for Medicare and Medicaid Services](#)

\*\*Provisional Data: Illnesses occurring during the last two weeks may not yet have been reported and/or represented.