

COPIAH COUNTY WEEKLY COVID-19 SNAPSHOT

WEEK ENDING MARCH 27, 2021



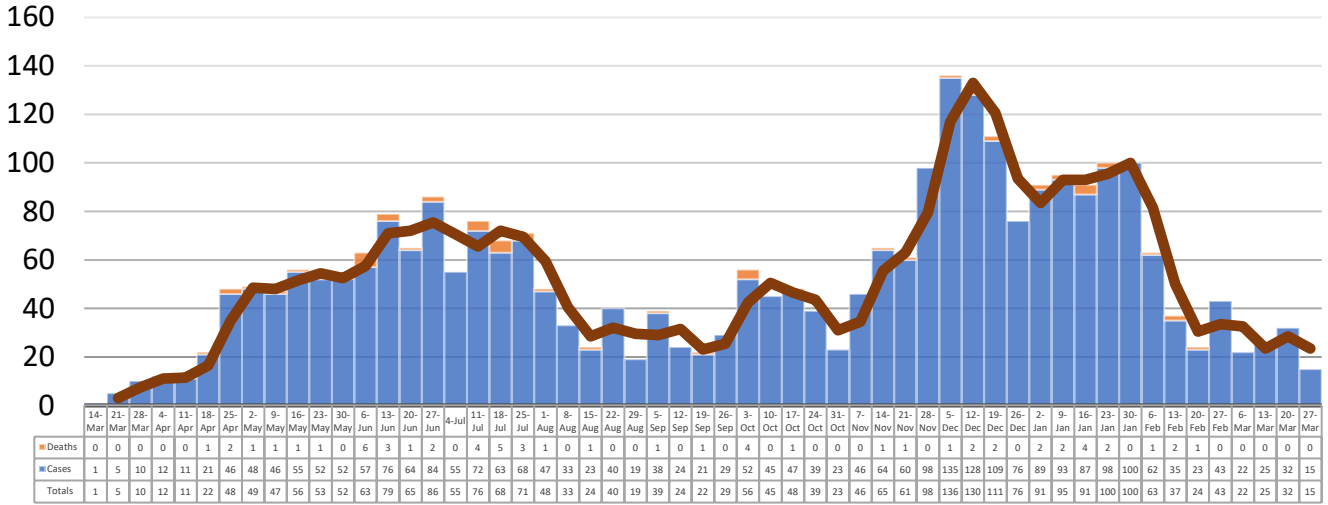
Total Cases
2882

Total Deaths
61

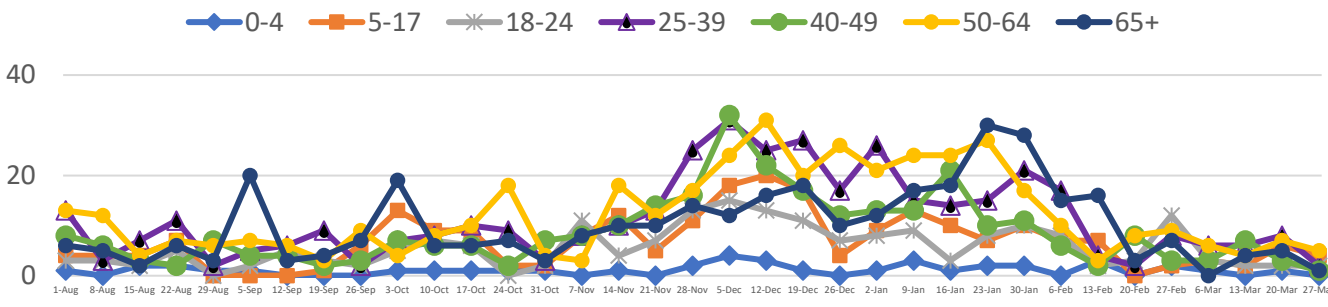
Total Incidence
(cases per 100,000)
10269.0

***Test Positivity Rate**
9.1%
(3/10-3/23)

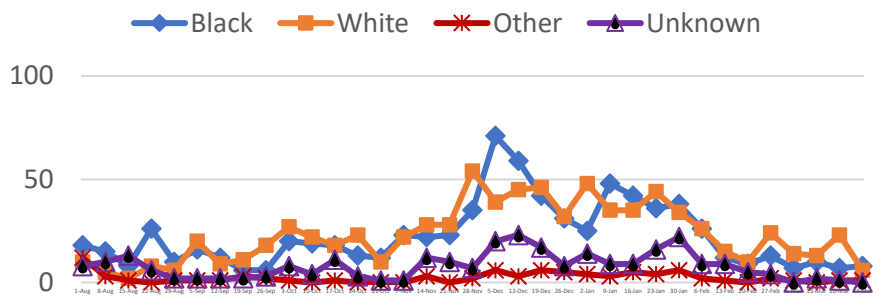
**Total Cases and Deaths, Through March 27, 2021



Total Cases, By Age August 2020-March 2021 (End of Week)

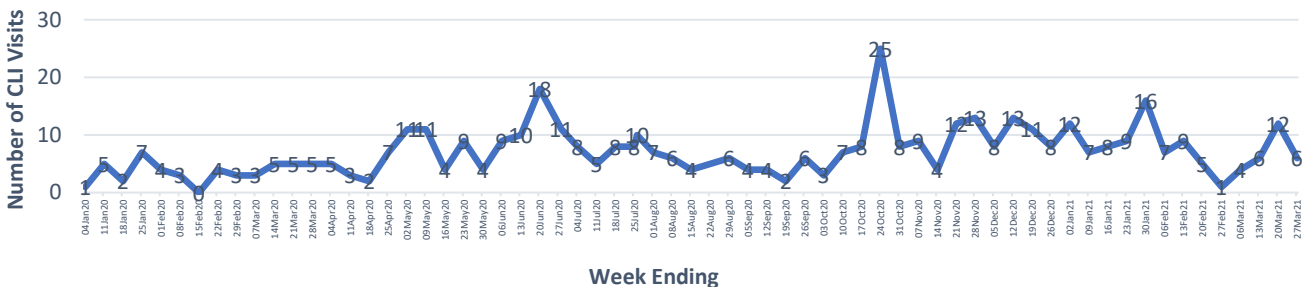


Total Cases, By Race August 2020-March 2021 (End of Week)



3/21/2021 – 3/27/2021	
# Cases via Suspected Community Transmission	15
# Cases via Outbreaks	0
Outbreak Explanation	
During the week of 3/21-3/27, there were no cases/patients associated with an outbreak.	

COVID-19-Like Illness (CLI) Visits Copiah County, Mississippi Jan. 04, 2020 - Mar. 27, 2021



*Counties with test percent positivity <5.0% or with <20 tests in past 14 days: Green; test percent positivity 5.0%-10.0% or with <500 tests and <2000 tests/100k and >10% positivity over 14 days: Yellow; >10.0% and not meeting the criteria for "Green" or "Yellow": Red. Test positivity is rounded to the nearest tenth of a percent before classifying. Reference: [Centers for Medicare and Medicaid Services](#)

**Provisional Data: Illnesses occurring during the last two weeks may not yet have been reported and/or represented.