

COPIAH COUNTY WEEKLY COVID-19 SNAPSHOT

WEEK ENDING MARCH 13, 2021



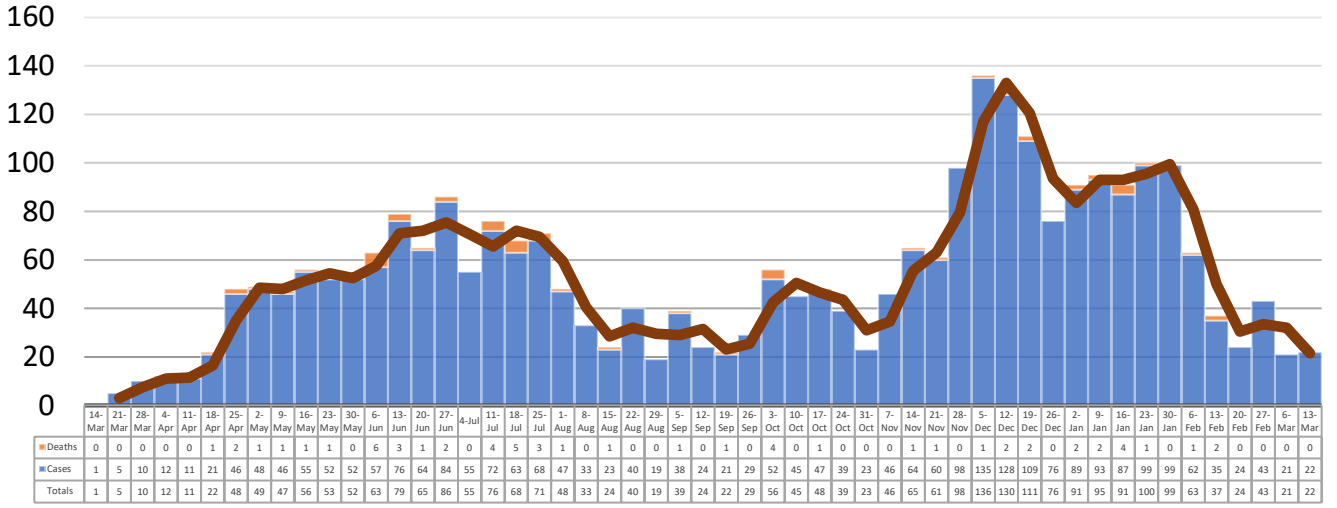
Total Cases
2830

Total Deaths
59

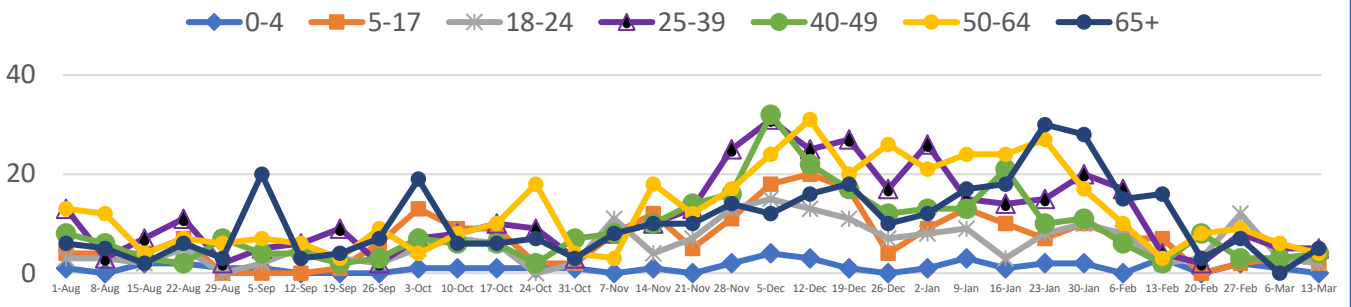
Total Incidence
(cases per 100,000)
10083.7

***Test Positivity Rate**
9.2%
(2/24-3/9)

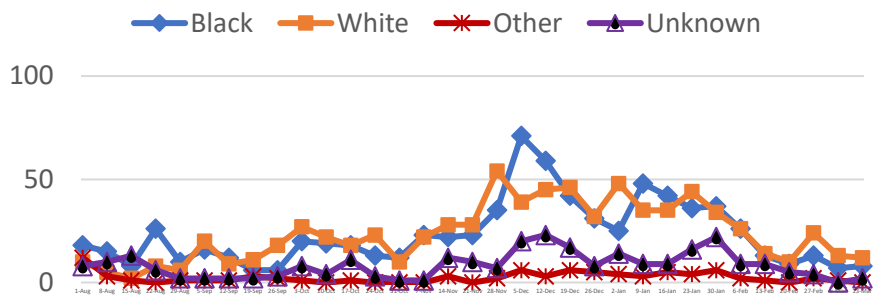
****Total Cases and Deaths, Through March 13, 2021**



Total Cases, By Age
August 2020-March 2021 (End of Week)



Total Cases, By Race
August 2020-March 2021 (End of Week)



3/7/2021 – 3/13/2021

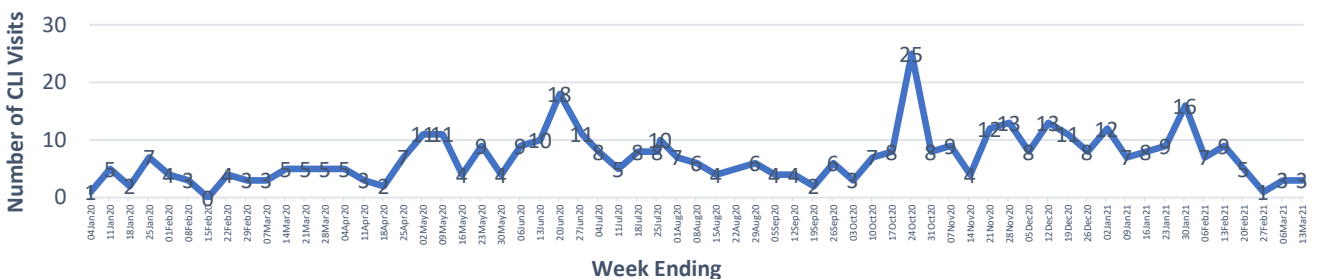
Cases via Suspected Community Transmission: **21**

Cases via Outbreaks: **1**

Outbreak Explanation

During the week of 3/7-3/13, one (1) case/patient was associated with a pending outbreak investigation.

COVID-19-Like Illness (CLI) Visits
Copiah County, Mississippi
Jan. 04, 2020 - Mar. 13, 2021



*Counties with test percent positivity <5.0% or with <20 tests in past 14 days: Green; test percent positivity 5.0%-10.0% or with <500 tests and <2000 tests/100k and >10% positivity over 14 days: Yellow; >10.0% and not meeting the criteria for "Green" or "Yellow": Red. Test positivity is rounded to the nearest tenth of a percent before classifying. Reference: [Centers for Medicare and Medicaid Services](#)

**Provisional Data: Illnesses occurring during the last two weeks may not yet have been reported and/or represented.