

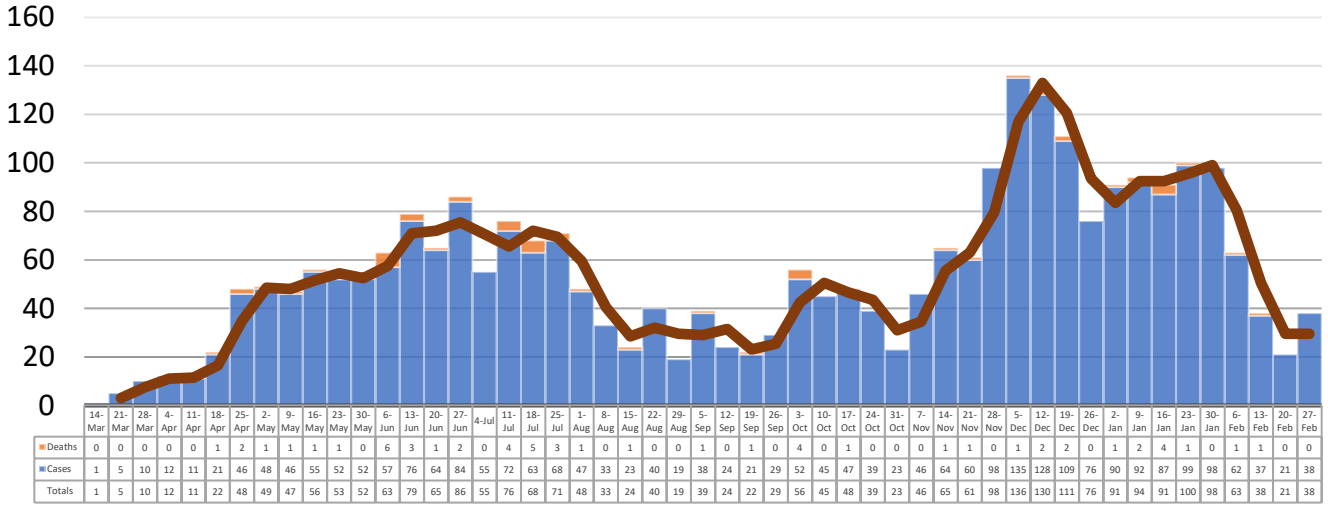
# COPIAH COUNTY WEEKLY COVID-19 SNAPSHOT

WEEK ENDING FEBRUARY 27, 2021

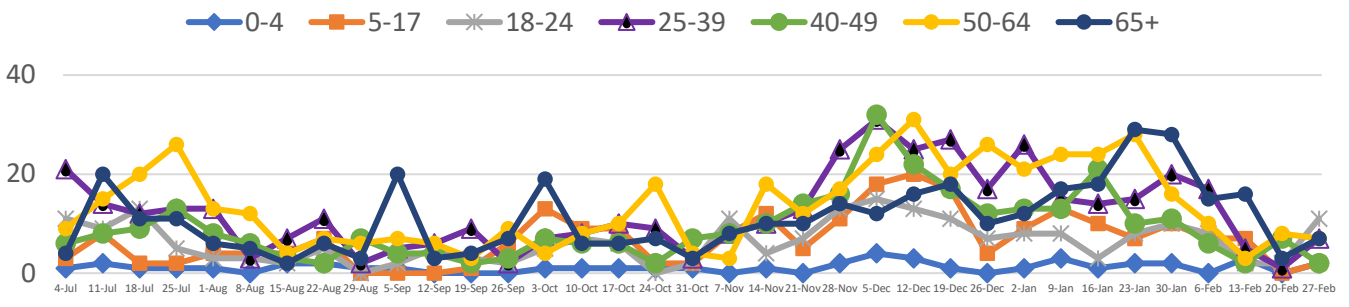


<b>Total Cases</b> <span style="font-size: 2em;">2777</span>	<b>Total Deaths</b> <span style="font-size: 2em;">57</span>	<b>Total Incidence</b> <small>(cases per 100,000)</small> <span style="font-size: 2em;">9894.9</span>	<b>*Test Positivity Rate</b> <span style="font-size: 2em;">12.1%</span> <small>(2/11-2/24)</small>
---	--	---	--

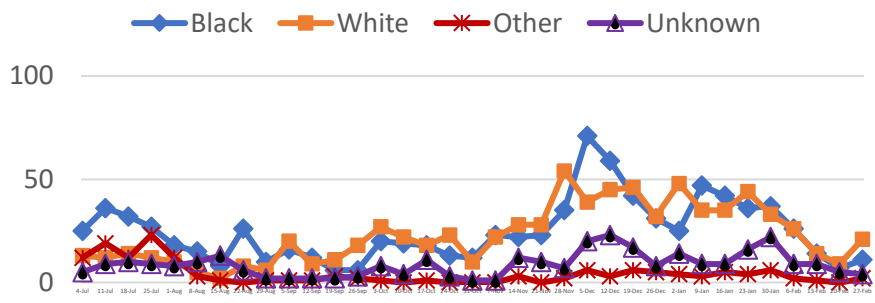
**\*\*Total Cases and Deaths, Through February 27, 2021**



**Total Cases, By Age**  
July 2020-February 2021 (End of Week)



**Total Cases, By Race**  
July 2020-February 2021 (End of Week)



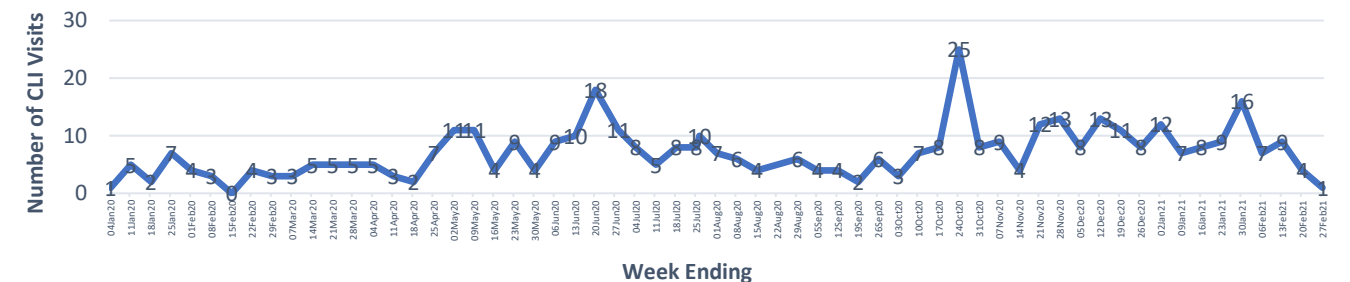
**2/21/2021 – 2/27/2021**

# Cases via Suspected Community Transmission	37
# Cases via Outbreaks	1

**Outbreak Explanation**

During the week of 2/21-2/27, one (1) case/patient was associated with an outbreak in a business/industry.

**COVID-19-Like Illness (CLI) Visits**  
Copiah County, Mississippi  
Jan. 04, 2020 - Feb. 27, 2021



\*Counties with test percent positivity <5.0% or with <20 tests in past 14 days: Green; test percent positivity 5.0%-10.0% or with <500 tests and <2000 tests/100k and >10% positivity over 14 days: Yellow; >10.0% and not meeting the criteria for "Green" or "Yellow": Red. Test positivity is rounded to the nearest tenth of a percent before classifying. Reference: [Centers for Medicare and Medicaid Services](#)

\*\*Provisional Data: Illnesses occurring during the last two weeks may not yet have been reported and/or represented.