

LEE COUNTY WEEKLY COVID-19 SNAPSHOT

WEEK ENDING JANUARY 16, 2021



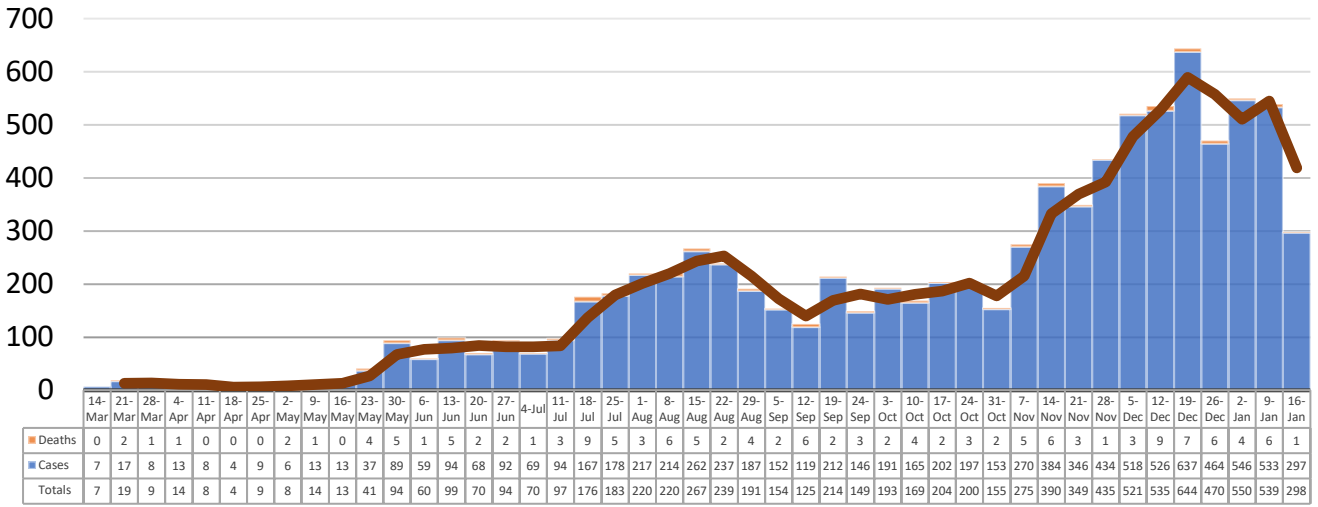
Total Cases
8796

Total Deaths
141

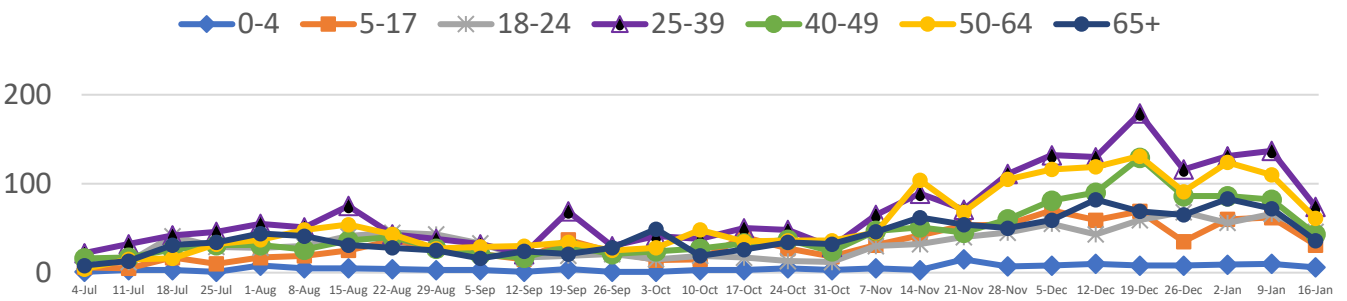
Total Incidence
(cases per 100,000)
10295.4

***Test Positivity Rate**
15.2%
(12/31-1/13)

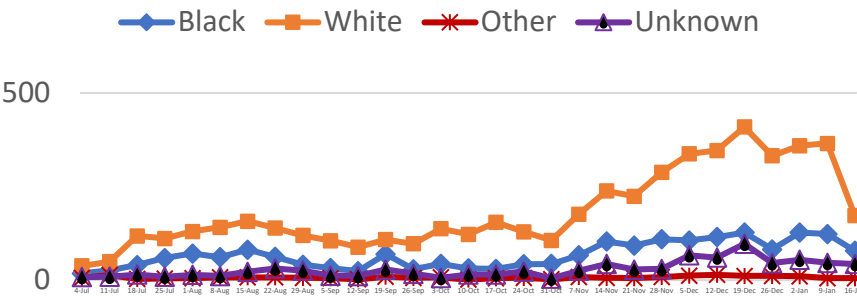
****Total Cases and Deaths, Through January 16, 2021**



Total Cases, By Age
July 2020-January 2021 (End of Week)



Total Cases, By Race
July 2020-January 2021 (End of Week)



1/10/2021 – 1/16/2021

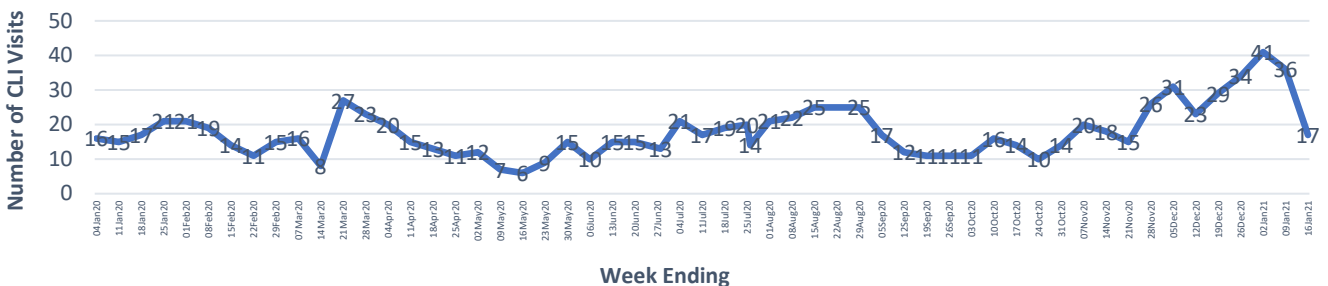
Cases via Suspected Community Transmission: **297**

Cases via Outbreaks: **1**

Outbreak Explanation

During the week of 1/10-1/16, one (1) patient/case was associated with a pending outbreak investigation.

COVID-19-Like Illness (CLI) Visits
Lee County, Mississippi
Jan. 04, 2020 - Jan. 16, 2021



*Counties with test percent positivity <5.0% or with <20 tests in past 14 days: Green; test percent positivity 5.0%-10.0% or with <500 tests and <2000 tests/100k and >10% positivity over 14 days: Yellow; >10.0% and not meeting the criteria for "Green" or "Yellow": Red. Test positivity is rounded to the nearest tenth of a percent before classifying. Reference: [Centers for Medicare and Medicaid Services](#)

**Provisional Data: Illnesses occurring during the last two weeks may not yet have been reported and/or represented.