

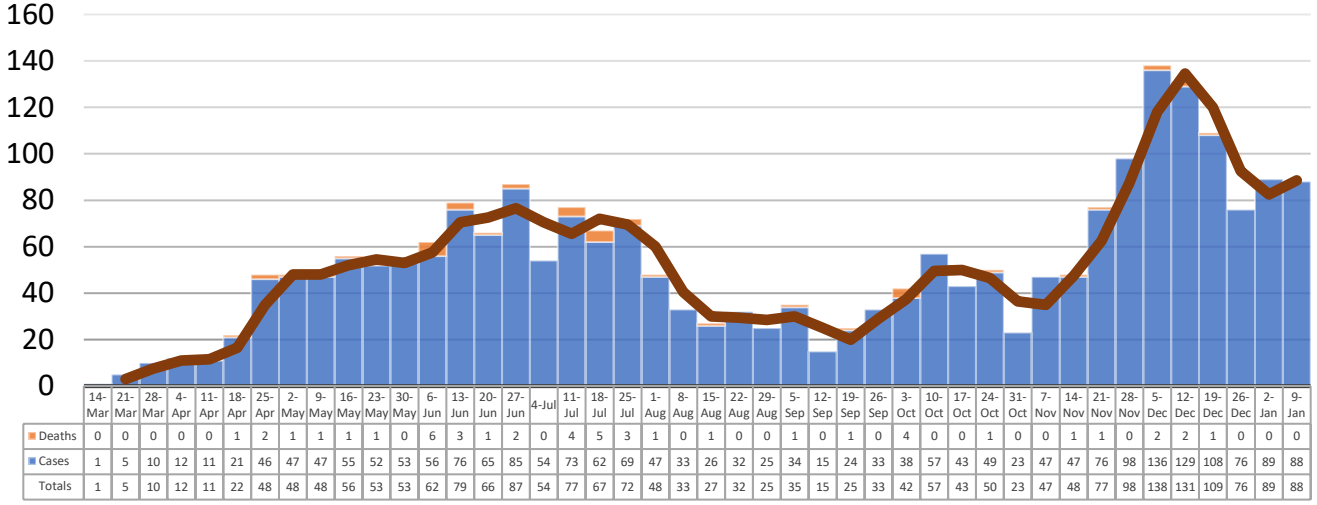
COPIAH COUNTY WEEKLY COVID-19 SNAPSHOT



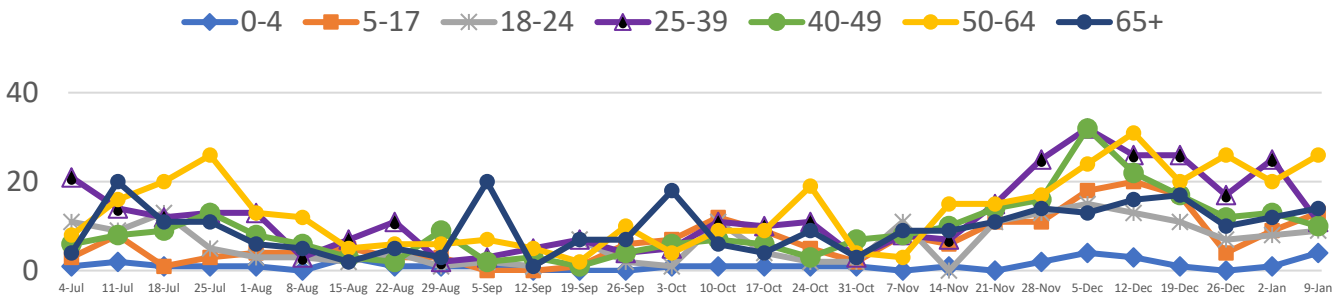
WEEK ENDING JANUARY 9, 2021

Total Cases 2323	Total Deaths 47	Total Incidence <small>(cases per 100,000)</small> 8277.2	*Test Positivity Rate 18.0% <small>(12/24-12/6)</small>
---	--	---	---

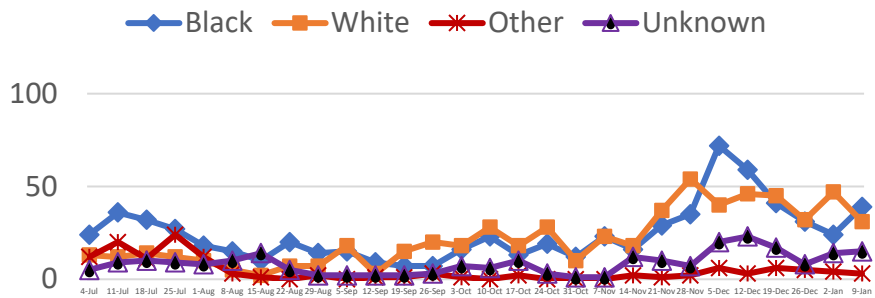
****Total Cases and Deaths, Through January 9, 2021**



Total Cases, By Age
July 2020-January 2021 (End of Week)

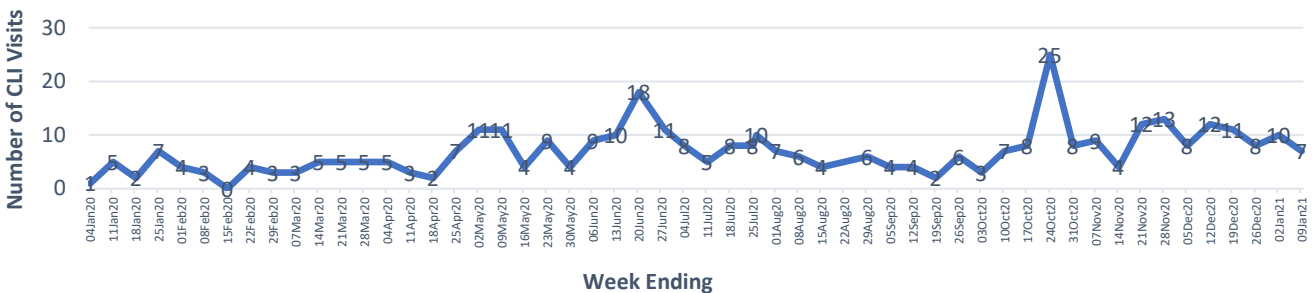


Total Cases, By Race
July 2020-January 2021 (End of Week)



1/3/2021 – 1/2/2021	
# Cases via Suspected Community Transmission	83
# Cases via Outbreaks	5
Outbreak Explanation	
During the week of 1/3-1/9, five (5) cases/patients were associated with outbreaks in Long-Term Care Facilities (LTCF).	

COVID-19-Like Illness (CLI) Visits
Copiah County, Mississippi
Jan. 04, 2020 - Jan. 09, 2021



*Counties with test percent positivity <5.0% or with <20 tests in past 14 days: Green; test percent positivity 5.0%-10.0% or with <500 tests and <2000 tests/100k and >10% positivity over 14 days: Yellow; >10.0% and not meeting the criteria for "Green" or "Yellow": Red. Test positivity is rounded to the nearest tenth of a percent before classifying. Reference: [Centers for Medicare and Medicaid Services](#)

**Provisional Data: Illnesses occurring during the last two weeks may not yet have been reported and/or represented.