

WALTHALL COUNTY WEEKLY COVID-19 SNAPSHOT



WEEK ENDING DECEMBER 26, 2020

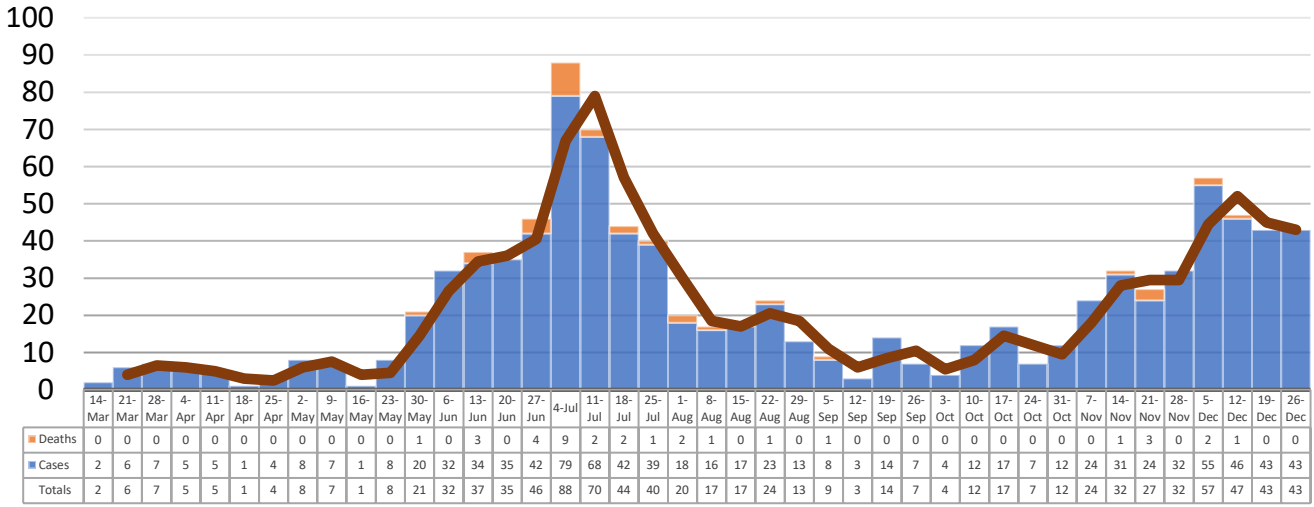
Total Cases
960

Total Deaths
34

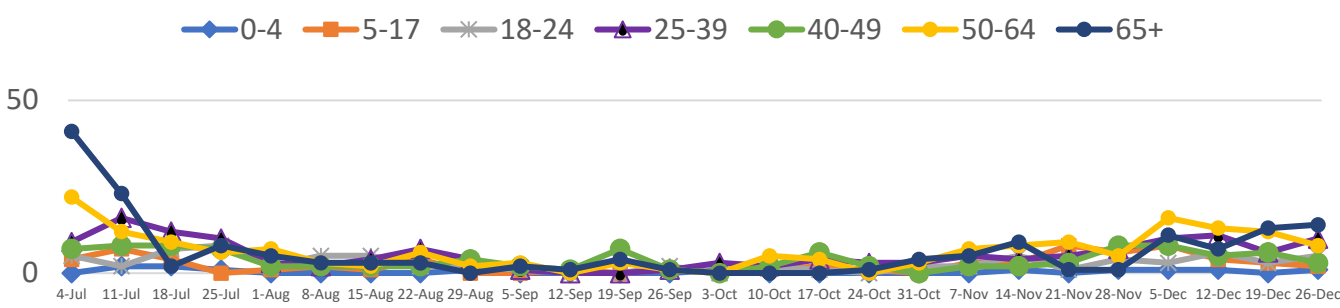
Total Incidence
(cases per 100,000)
6719.9

***Test Positivity Rate**
19.3%
(12/10-12/23)

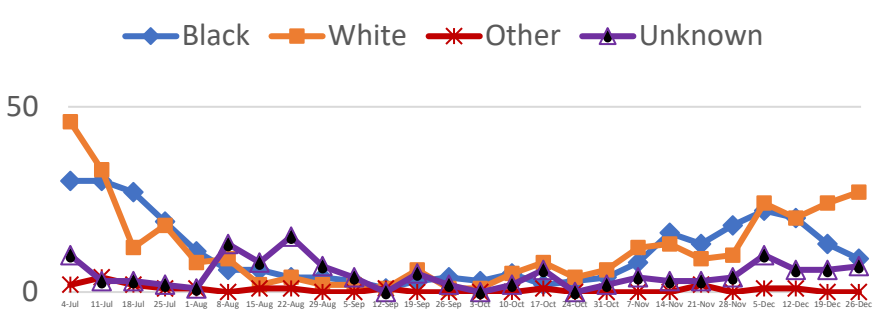
****Total Cases and Deaths, Through December 26, 2020**



Total Cases, By Age July-December 2020 (End of Week)



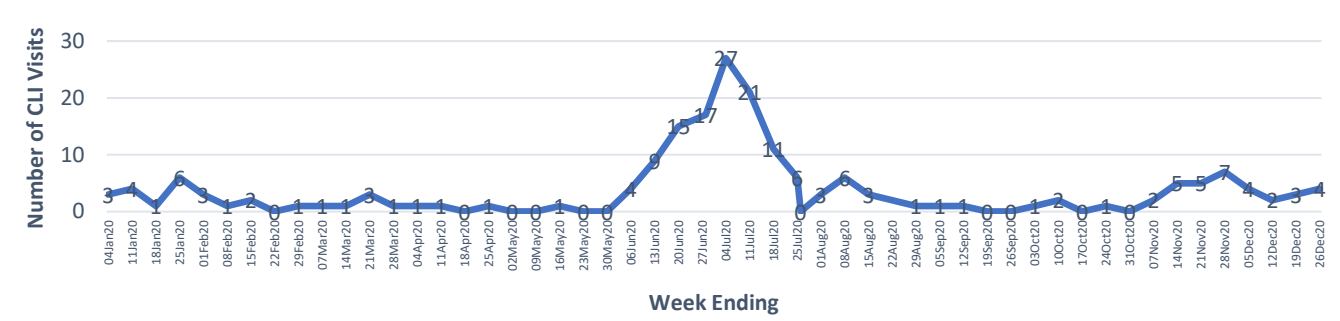
Total Cases, By Race July-December 2020 (End of Week)



12/20/2020 – 12/26/2020

# Cases via Suspected Community Transmission	43
# Cases via Outbreaks	0
Outbreak Explanation	
During the week of 12/20-12/26, there were no cases associated with an outbreak.	

COVID-19-Like Illness (CLI) Visits Walthall County, Mississippi Jan. 04, 2020 - Dec. 26, 2020



*Counties with test percent positivity <5.0% or with <20 tests in past 14 days: Green; test percent positivity 5.0%-10.0% or with <500 tests and <2000 tests/100k and >10% positivity over 14 days: Yellow; >10.0% and not meeting the criteria for "Green" or "Yellow": Red. Test positivity is rounded to the nearest tenth of a percent before classifying. Reference: [Centers for Medicare and Medicaid Services](#)

**Provisional Data: Illnesses occurring during the last two weeks may not yet have been reported and/or represented.