

ITAWAMBA COUNTY WEEKLY COVID-19 SNAPSHOT



WEEK OF DECEMBER 26, 2020

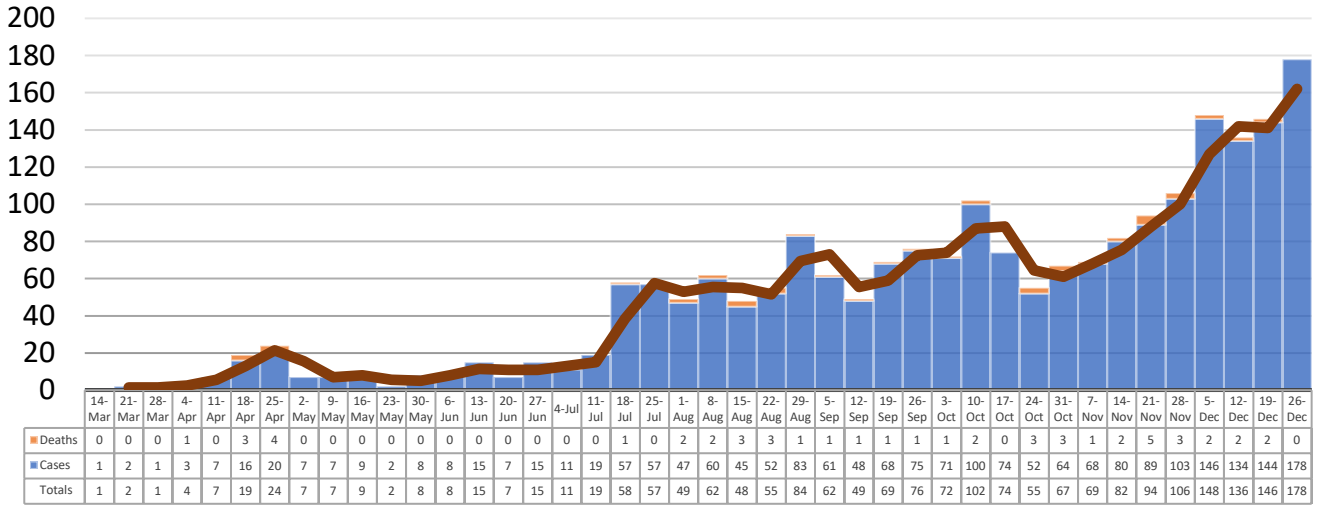
Total Cases
2172

Total Deaths
50

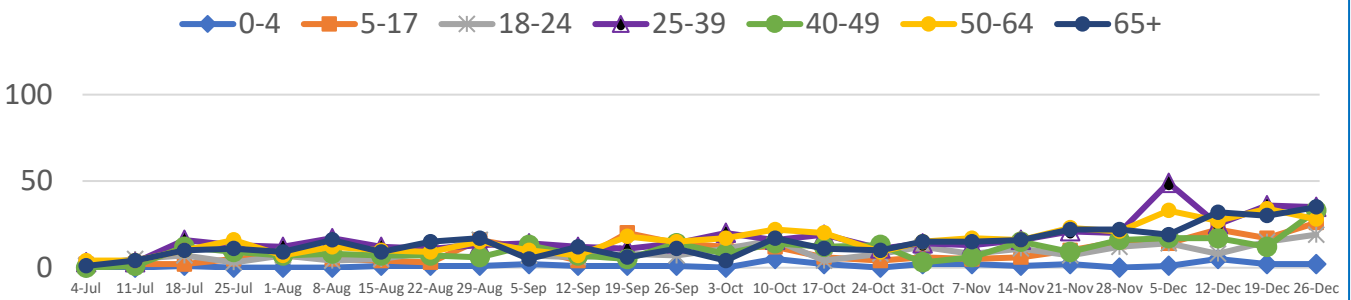
Total Incidence
(cases per 100,000)
9286.0

***Test Positivity Rate**
16.3%
(12/10-12/23)

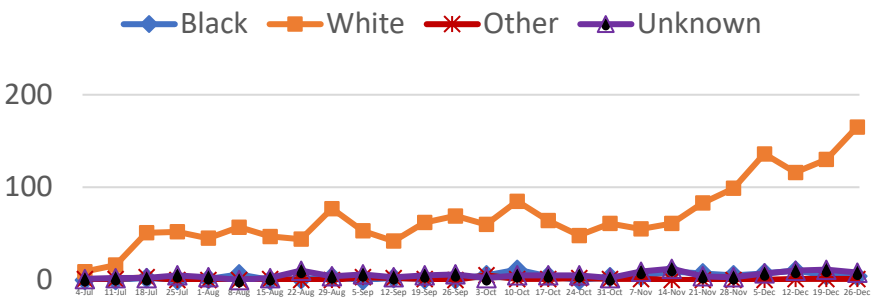
**Total Cases and Deaths, Through December 26, 2020



Total Cases, By Age July-November 2020 (End of Week)



Total Cases, By Race July-November 2020 (End of Week)



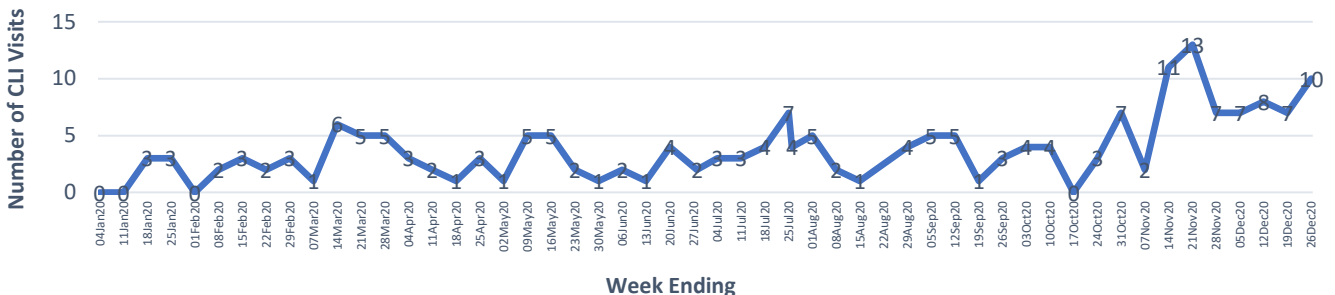
12/20/2020 – 12/26/2020

# Cases via Suspected Community Transmission	174
# Cases via Outbreaks	4

Outbreak Explanation

During the week of 12/20-12/26, one (1) case/patient was associated with an outbreak in a Long-Term Care Facility (LTCF); three (3) cases were associated with pending outbreak investigations.

COVID-19-Like Illness (CLI) Visits Itawamba County, Mississippi Jan. 04, 2020 - Dec. 26, 2020



*Counties with test percent positivity <5.0% or with <20 tests in past 14 days: Green; test percent positivity 5.0%-10.0% or with <500 tests and <2000 tests/100k and >10% positivity over 14 days: Yellow; >10.0% and not meeting the criteria for "Green" or "Yellow": Red. Test positivity is rounded to the nearest tenth of a percent before classifying. Reference: [Centers for Medicare and Medicaid Services](#)

**Provisional Data: Illnesses occurring during the last two weeks may not yet have been reported and/or represented.