

WALTHALL COUNTY WEEKLY COVID-19 SNAPSHOT

WEEK ENDING DECEMBER 19, 2020



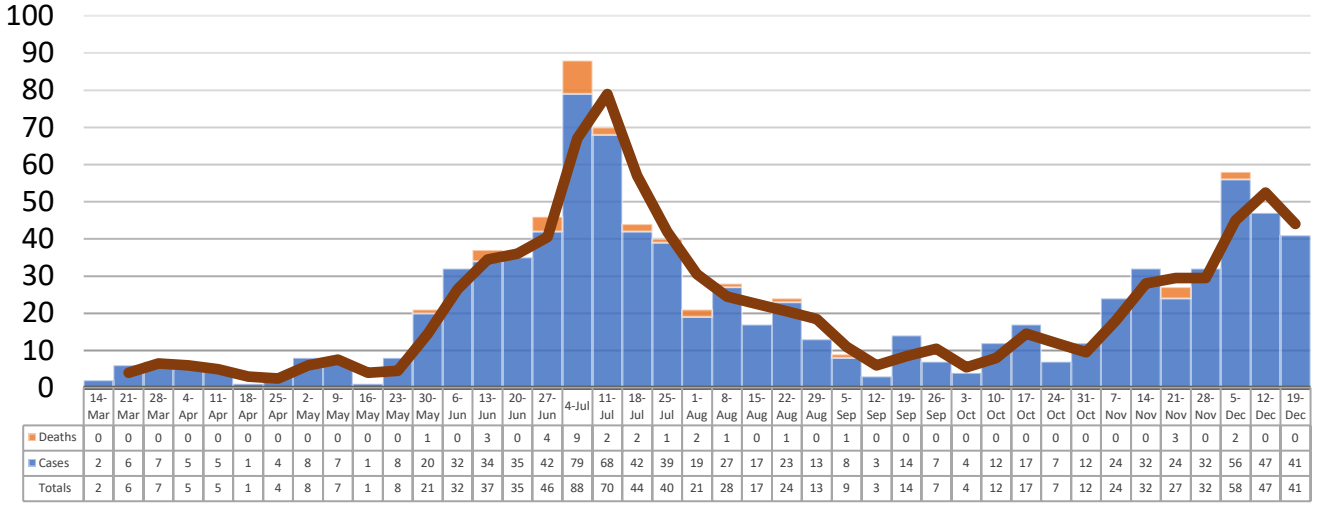
Total Cases
916

Total Deaths
32

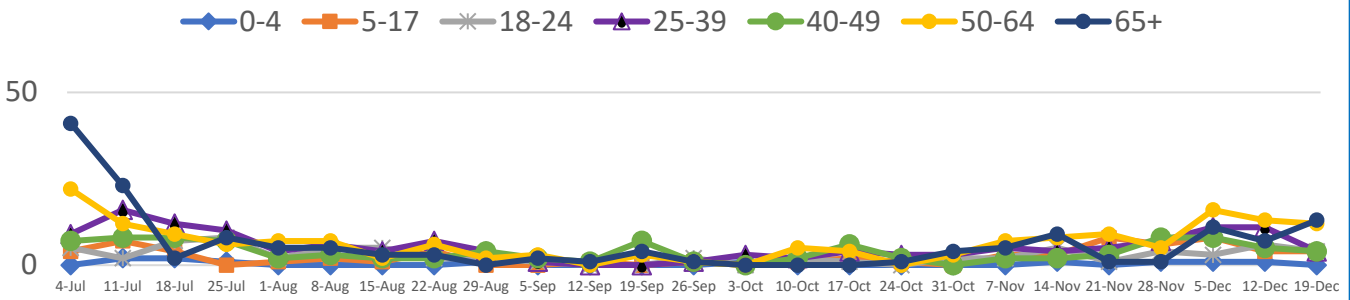
Total Incidence
(cases per 100,000)
6411.9

***Test Positivity Rate**
12.2%
(12/3-12/16)

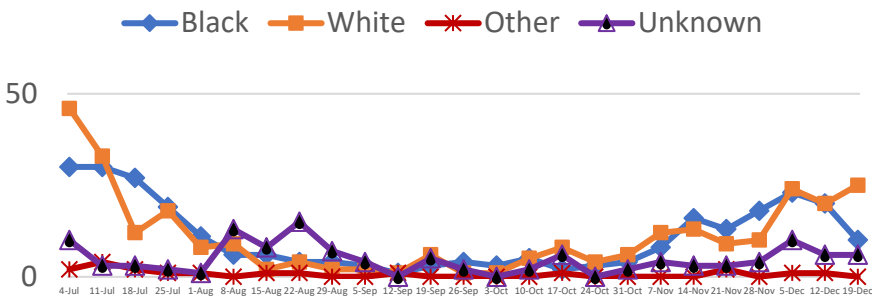
****Total Cases and Deaths, Through December 19, 2020**



Total Cases, By Age
July-December 2020 (End of Week)



Total Cases, By Race
July-December 2020 (End of Week)



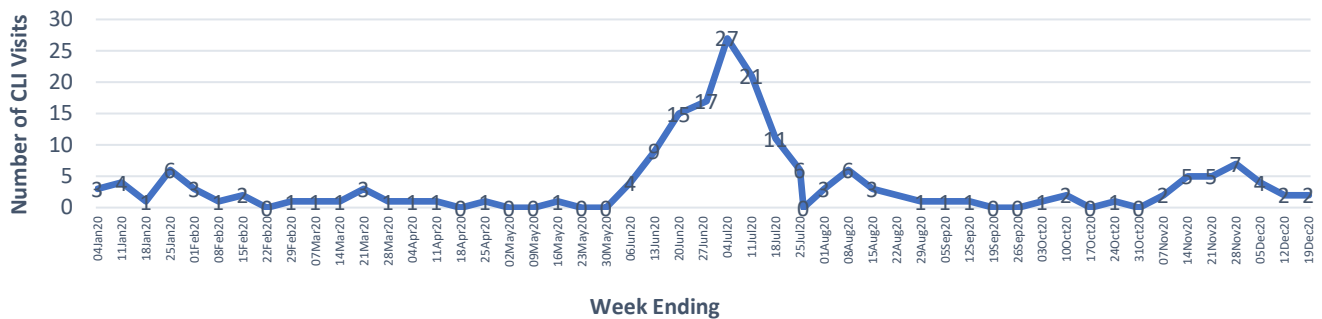
12/13/2020 – 12/19/2020

# Cases via Suspected Community Transmission	41
# Cases via Outbreaks	0

Outbreak Explanation

During the week of 12/13-12/19, there were no cases associated with an outbreak.

COVID-19-Like Illness (CLI) Visits
Walthall County, Mississippi
Jan. 04, 2020 - Dec. 19, 2020



*Counties with test percent positivity <5.0% or with <20 tests in past 14 days: Green; test percent positivity 5.0%-10.0% or with <500 tests and <2000 tests/100k and >10% positivity over 14 days: Yellow; >10.0% and not meeting the criteria for "Green" or "Yellow": Red. Test positivity is rounded to the nearest tenth of a percent before classifying. Reference: [Centers for Medicare and Medicaid Services](#)

**Provisional Data: Illnesses occurring during the last two weeks may not yet have been reported and/or represented.