

LOWNDES COUNTY WEEKLY COVID-19 SNAPSHOT

WEEK ENDING DECEMBER 19, 2020

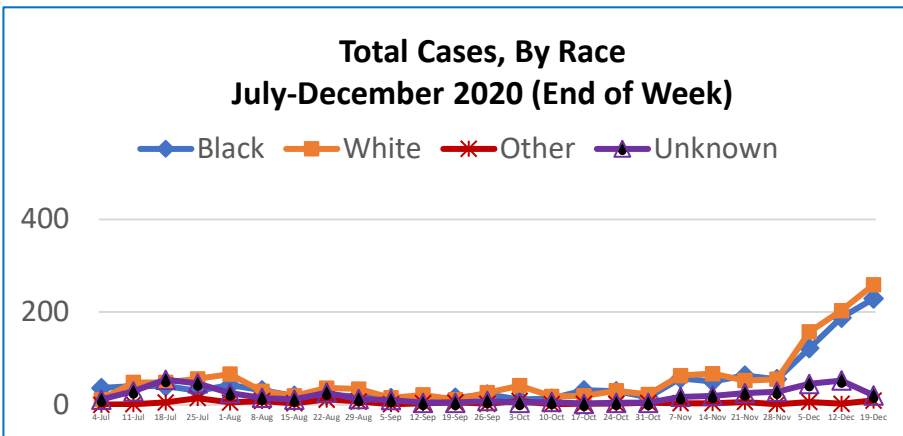
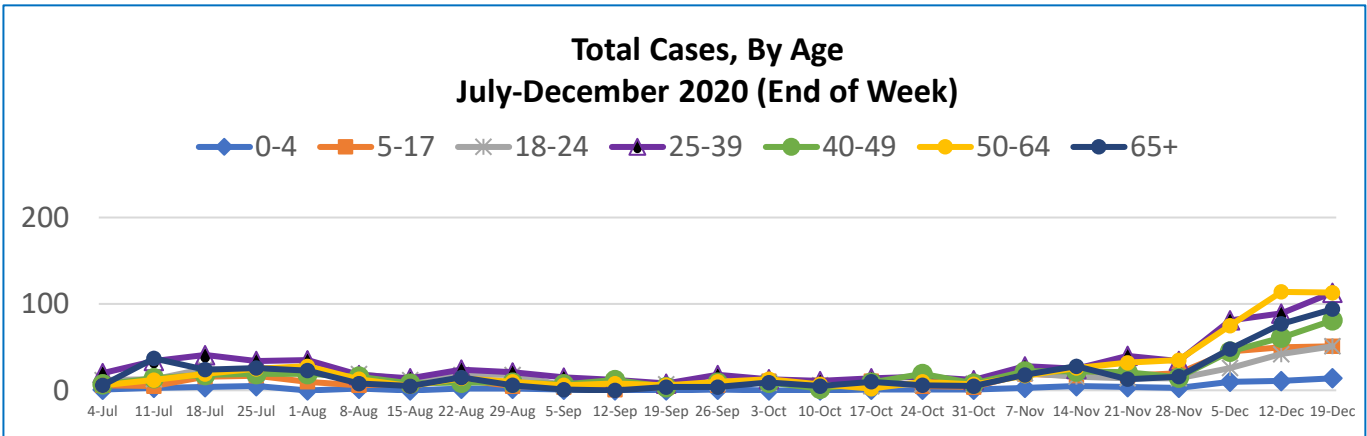
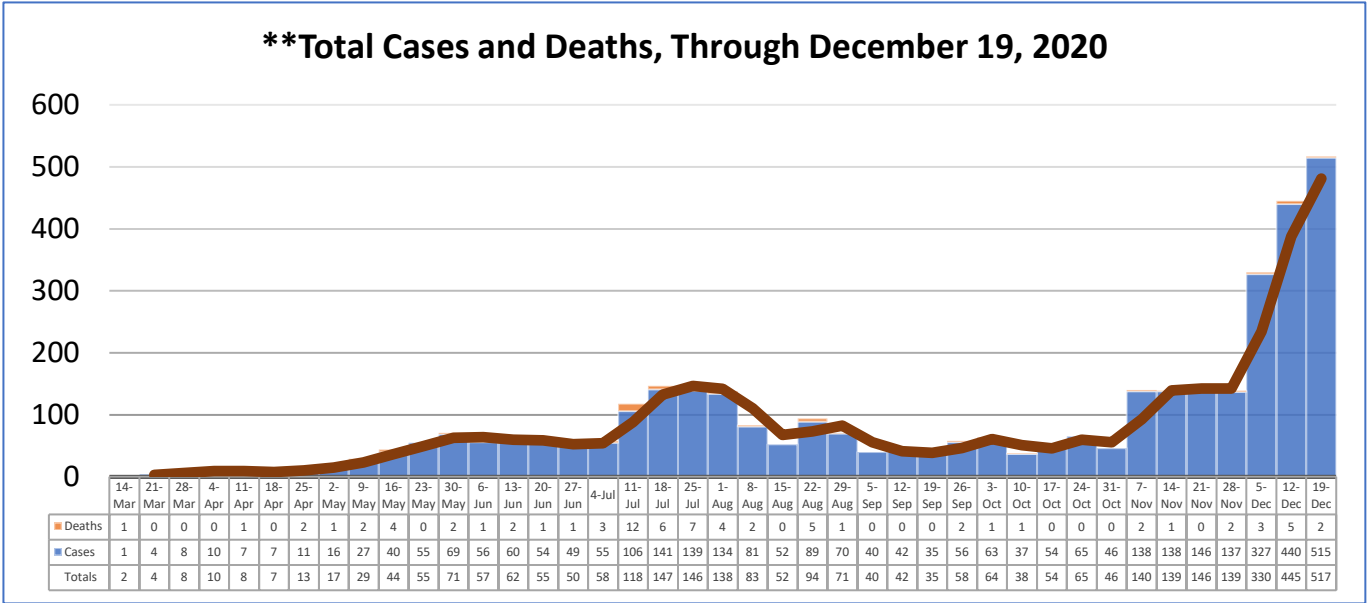


Total Cases
3700

Total Deaths
77

Total Incidence
(cases per 100,000)
6314.5

***Test Positivity Rate**
20.3%
(12/3-12/16)

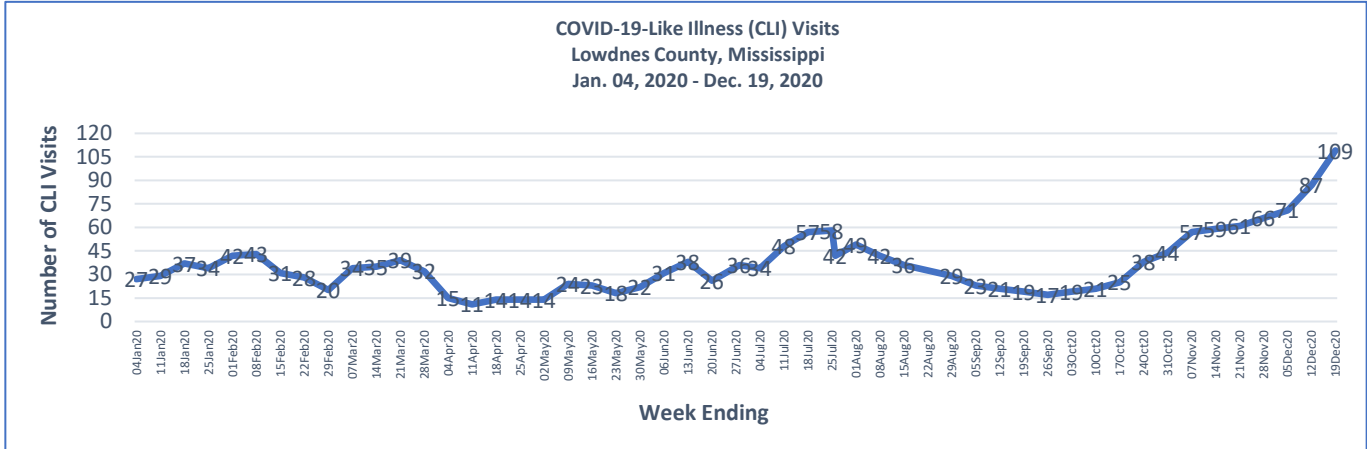


12/13/2020 – 12/19/2020

| | |
|--|-----|
| # Cases via Suspected Community Transmission | 463 |
| # Cases via Outbreaks | 54 |

Outbreak Explanation

During the week of 12/13-12/19, 50 cases/patients were associated with outbreaks in Long-Term Care Facilities (LTCF); 1 case was associated with an outbreak in a business/industry; 3 cases/patients were associated with pending outbreak investigations.



*Counties with test percent positivity <5.0% or with <20 tests in past 14 days: Green; test percent positivity 5.0%-10.0% or with <500 tests and <2000 tests/100k and >10% positivity over 14 days: Yellow; >10.0% and not meeting the criteria for "Green" or "Yellow": Red. Test positivity is rounded to the nearest tenth of a percent before classifying. Reference: [Centers for Medicare and Medicaid Services](#)

**Provisional Data: Illnesses occurring during the last two weeks may not yet have been reported and/or represented.